



ANTA 2077 2077 DOOR

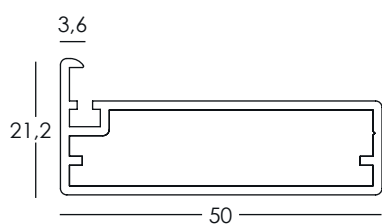
Anta a telaio con profilo alluminio **2077**.

Il profilo per anta 2077 può essere preforato per fissare cerniere Blum e sistemi Aventos. L'anta è completa di lavorazioni, squadrette e guarnizione per vetro. Può essere al massimo di 2600x600 mm.

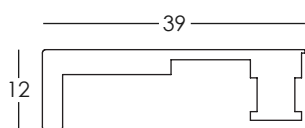
Frame door with **2077** aluminum profile.

The 2077 door profile can be pre-drilled to fix Blum hinges and Aventos system.


The door is complete with processing, brackets and gasket for glass. It can be a maximum of 2600x600 mm.



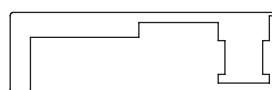
2077



2077.M

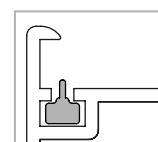


Montante/traverso
Frame



Maniglia per montante
Handle for frame
L. 50/100/200 mm

Calcolo misura vetro: misura anta - 3,5 mm
Glass size calculation: door size - 3,5 mm
Spessore vetro/ glass thickness: 4 mm



Guarnizione
Gasket

Art.	finishing
2077	AA-NB-BR-BI

