



























HINGE



The New Generation

Certificazioni - Certificaciones - Certifications
Zertifikate - Certifications - Certificaten

<div><div>series Atomika model K8000 PATENTED</div></div>	<div><div>DOOR HINGE R27182</div></div> <div><div>HINGES R27182</div></div> <div>ANSI/UL 10C - Fire Test of Door Assemblies</div>	<div><div>CASAPPA LAFI 18 MINUTES 30 MINUTES</div></div> <div><div>① Certificata e testata al fuoco secondo la normativa europea EN 1634.1 Rapporto di Prova N. 2016.10DC0020/16/B</div><div>② Certified and fire tested for 30 min. in conformity with the European standard EN 1634.1 Test Report N. 2016.10DC0020/16/B</div></div>									
	<div><div>ГОСТ R 53307 -2009</div></div>	<div><div>Test report N° 18-000602-PR01 - 20/11/2018 UNI EN1191:2012 Windows and doors Resistance to opening and closing Internal door with hinges mod. ATOMIKA K8000 Total door weight: 60kg</div></div>									
<div><div>series Atomika model K8060 PATENTED</div></div>	<div><div>Test report N° 18-000602-PR02 - 20/11/2018 UNI EN1191:2012 Windows and doors Resistance to opening and closing Internal door with hinges mod. ATOMIKA K8060 Slim Total door weight: 60kg</div></div>	<div><div>30 min.</div></div> <div><div>① Certificata e testata al fuoco secondo la normativa europea EN 1634-1:2014 Rapporto di Prova N.RINA0167FR</div><div>② Certified and fire tested for 30 min. in conformity with the European standard EN 1634-1:2014 Test Report N.RINA0167FR</div></div>									
	<div><div>DOOR HINGE R27182</div></div> <div><div>HINGES R27182</div></div> <div>ANSI/UL 10C - Fire Test of Door Assemblies</div>	<div><div>45 min.</div></div> <div><div>UNI EN 1634-1:2018</div><div>PRODUCE ATOMIKA SUM K8060 TESTED BY  TEST REPORT N. 0126\DC\RFM\19_2</div></div>									
<div><div>series Atomika model K8080 PATENTED</div></div>	<div></div> <div><table><tr><td><div>0757</div></td><td><div>Krona Koblenz SpA Via Romero, 1 47853 Coriano</div></td><td><div>21</div></td></tr><tr><td><div>0757-CPR-22/EAD-9000283-3-1</div></td><td><div>ETA-20/0491 DoP/DoP-Nr. 0001TA/CPR/2021-04-13</div></td><td><div>3 7 4 1 1 4 0 11</div></td></tr><tr><td colspan="2"><div>HINGES DO NOT CONTAIN HARMFUL SUBSTANCES</div></td><td><div>ATOMIKA K8080</div></td></tr></table><div>https://www.kronakoblenz.com/en/koblenz/concealed-hinges_24689/atomika-karakter-k8080_24678</div></div>	 <div>0757</div>	<div>Krona Koblenz SpA Via Romero, 1 47853 Coriano</div>	<div>21</div>	<div>0757-CPR-22/EAD-9000283-3-1</div>	<div>ETA-20/0491 DoP/DoP-Nr. 0001TA/CPR/2021-04-13</div>	<div>3 7 4 1 1 4 0 11</div>	<div>HINGES DO NOT CONTAIN HARMFUL SUBSTANCES</div>		<div>ATOMIKA K8080</div>	<div><div>Product Quality N° 18-000093-PR01 - 13/06/2018 Multi-axis, concealed hinges EAD 020001-01-0405 Reg.-N°: 9000283</div></div>
 <div>0757</div>	<div>Krona Koblenz SpA Via Romero, 1 47853 Coriano</div>	<div>21</div>									
<div>0757-CPR-22/EAD-9000283-3-1</div>	<div>ETA-20/0491 DoP/DoP-Nr. 0001TA/CPR/2021-04-13</div>	<div>3 7 4 1 1 4 0 11</div>									
<div>HINGES DO NOT CONTAIN HARMFUL SUBSTANCES</div>		<div>ATOMIKA K8080</div>									
	<div><div>DOOR HINGE R27182</div></div> <div><div>HINGES R27182</div></div> <div>ANSI/UL 10C - Fire Test of Door Assemblies</div>	<div><div>60 min.</div></div> <div><div>UNI EN 1634-1:2018</div><div>PRODUCE ATOMIKA KARAKTER K8080 TESTED BY  TEST REPORT N. 0126\DC\RFM\19</div></div>									
<div><div>series Atomika model K8120 PATENTED</div></div>	<div><div>DOOR HINGE R27182</div></div> <div><div>HINGES R27182</div></div> <div>ANSI/UL 10C - Fire Test of Door Assemblies</div>										



series
KUBICA
model
K5080
PATENTED



	Krona Koblenz SpA Via Romero, 1 47853 Coriano	18
0757	ETA-17/0575 Dp/Dp-Nr. 003TA/CPR/2016-02-01	3 7 4 1 1 4 0 11
0757-CPR-229EAD-9000289-2-2	HINGES DO NOT CONTAIN HARMFUL SUBSTANCES	KUBICA K5080

https://www.kronakoblenz.com/en/koblenz/hinges_24689/kubica-k5080_24662



Product Quality
Multi-axis, concealed hinges
EAD 020001-01-0405
Reg.-N°: 9000283



ANSI/UL 10C - Fire Test of Door Assemblies



① Certificata secondo la norma europea EN1935:2002 e EAD 020001-01-0405 : 2017-03 e testata al fuoco secondo la normativa europea EN 1634.1

② Certified in conformity with the European standards EN1935:2002 and EAD 020001-01-0405 : 2017-03 and fire tested for 30 min. in conformity with the European standard EN 1634.1 for fire resistance.



series
KUBICA
model
K6200
PATENTED



	Krona Koblenz SpA Via Romero, 1 47853 Coriano	18
0757	ETA-17/0575 Dp/Dp-Nr. 004TA/CPR/2016-02-01	2 7 2 1 1 4 0 7
0757-CPR-229EAD-9000289-2-2	HINGES DO NOT CONTAIN HARMFUL SUBSTANCES	KUBICA K6200

https://www.kronakoblenz.com/en/koblenz/hinges_24689/kubica-k6200_24655



Product Quality
Multi-axis, concealed hinges
EAD 020001-01-0405
Reg.-N°: 9000283



ANSI/UL 10C - Fire Test of Door Assemblies



① Certificata secondo la norma europea EN1935:2002 e EAD 020001-01-0405 : 2017-03 e testata al fuoco secondo la normativa europea EN 1634.1

② Certified in conformity with the European standards EN1935:2002 and EAD 020001-01-0405 : 2017-03 and fire tested for 30 min. in conformity with the European standard EN 1634.1 for fire resistance.



series
KUBICA
model
K6300
PATENTED



① Certificata e testata al fuoco secondo la normativa europea EN 1634.2. Rapporto di Prova N. 1211.0UN0360/11

② Certified and fire tested for 30 min. in conformity with the European standard EN 1634.2. Test Report N. 1211.0UN0360/11



series
KUBICA
model
K6700
PATENTED



ANSI/UL 10C - Fire Test of Door Assemblies



① Certificata e testata al fuoco secondo la normativa europea EN 1634.1
Rapporto di Prova N. 2016.10DC0020/16/A

② Certified and fire tested for 30 min. in conformity with the European standard EN 1634.1
Test Report N. 2016.10DC0020/16/A



series
KUBICA
model
K6360 38/45
PATENTED



Test report
UNI EN1191:2012 Windows and doors
Resistance to opening and closing
Internal door with hinges
mod. K6360 38/45
Total door weight: 88kg



series
KUBICA
model
K2460
PATENTED



	Krona Koblenz SpA Via Romero, 1 47853 Coriano	21
0757	ETA-17/0575 Dp/Dp-Nr. 007TA/CPR/2021-06-28	2 7 3 1 1 4* 0 10
0757-CPR-229EAD-9000289-2-3	HINGES DO NOT CONTAIN HARMFUL SUBSTANCES	KUBICA HYBRID K2460

https://www.kronakoblenz.com/en/koblenz/concealed-hinges_24689/kubica-hybrid-k2460_28860



Product Quality
N° 20-000798-PR01 - 11/03/2020
Multi-axis, concealed hinges
EAD 020001-01-0405
Reg.-N°: 9000283



ANSI/UL 10C - Fire Test of Door Assemblies



series
KUBICA
model
K2760
PATENTED



Test report
UNI EN1191:2012 Windows and doors
Resistance to opening and closing
Internal door with hinges
mod. K2760
Total door weight: 88kg



series
Kombi **HYBRID**
model
K1019



Test report
N° 20-003403-PR01 - 20/03/2021
UNI EN1191:2012 Windows and doors
Resistance to opening and closing
Internal door with hinges
mod. KOMBI HYBRID K1019
Total door weight: 48kg



series
Ku-Bi7
model
H7000
PATENTED



DOOR HINGE
R27182



HINGES
R27182

ANSI/UL 10C - Fire Test of Door Assemblies



series
Ku-Bi7
model
H7080
PATENTED



	Krona Koblenz SpA Via Romero, 1 47853 Coriano	18
0757	ETA-11/0477 DoP/DoP-Nr. 0011TA/CPR/2016-08-07	3 7 4 1 1 4 0 11
0757-CPR-221EAD-9000283-1-3	HINGES DO NOT CONTAIN HARMFUL SUBSTANCES	KUBI7 K7080

https://www.kronakoblenz.com/en/koblenz/hinges_24689/kubi7-k7080_24686



DOOR HINGE
R27182



HINGES
R27182

ANSI/UL 10C - Fire Test of Door Assemblies



① Certificata secondo la norma europea EN1935:2002 e EAD 020001-01-0405 : 2017-03 e testata al fuoco secondo la normativa europea EN 1634.1

② Certified in conformity with the European standards EN1935:2002 and EAD 020001-01-0405 : 2017-03 and fire tested for 30 min. in conformity with the European standard EN 1634.1 for fire resistance.



series
Ku-Bi7
model
H7120
PATENTED



	Krona Koblenz SpA Via Romero, 1 47853 Coriano	18
0757	ETA-11/0477 DoP/DoP-Nr. 0021TA/CPR/2016-06-07	4 7 6 1 1 4 1 13
0757-CPR-221EAD-9000283-1-3	HINGES DO NOT CONTAIN HARMFUL SUBSTANCES	KUBI7 K7120

https://www.kronakoblenz.com/en/koblenz/hinges_24689/kubi7-k7120_24667



DOOR HINGE
R27182



HINGES
R27182

ANSI/UL 10C - Fire Test of Door Assemblies



① Certificata secondo la norma europea EN1935:2002 e EAD 020001-01-0405 : 2017-03 e testata al fuoco secondo la normativa europea EN 1634.1

② Certified in conformity with the European standards EN1935:2002 and EAD 020001-01-0405 : 2017-03 and fire tested for 30 min. in conformity with the European standard EN 1634.1 for fire resistance.



series
Ku-Bi7
model
H7200
PATENTED



DOOR HINGE
R27182



HINGES
R27182

ANSI/UL 10C - Fire Test of Door Assemblies



series
Ku-Bi7
model
KiNOX
PATENTED




DOOR HINGE
R27182




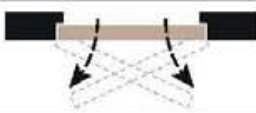

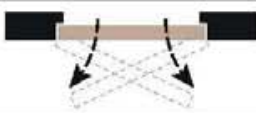
















HINGES
R27182

ANSI/UL 10C - Fire Test of Door Assemblies









INDEX

MODEL		Portata Capacidad Portée Tragkraft Capacity Draagkracht 	Applicazione Aplicación Application Anwendungsmöglichkeit Application Toepassing 	Viti per fissaggio Tornillos de fijación Vis pour fixation Befestigungsschrauben Fixing screws Bevestigingsschroeven 	Pagina Página Page Seite Page Pagina
ATOMIKA K8000	    	60 kg		✓	14
ATOMIKA SLIM K8060	   	60 kg		✓	16
ATOMIKA KARAKTER K8080	    	80 kg 100 kg		✓	18
ATOMIKA KARAKTER K8120	 	120 kg		✓	20
KOMBI HYBRID K1019		40 kg		✓	22
KOMBI HYBRID K1060		60 kg		✓	24
K6360 / 38		60 kg		✓	26
K6360 / 45		60 kg		✓	28
K2760		60 kg		✓	30
K2780		80 kg		✓	32
K2460	    	60 kg		✓	34
K5080	    	80 kg		✓	36
K6200	    	45 kg 60 kg			38
K6300		60 kg		✓	40
K6700	  	50 kg 70 kg			42

MODEL	Portata Capacidad Portée Tragkraft Capacity Draagkracht 	Applicazione Aplicación Application Anwendungsmöglichkeit Application Toepassing 	Viti per fissaggio Tornillos de fijación Vis pour fixation Befestigungsschrauben Fixing screws Bevestigingsschroeven 	Pagina Pagina Page Seite Page Pagina
KUBICA 27 K2700	60 kg			44
KUBIKUADRA K3000	45 kg 60 kg			46
KUBICENTER K6400	30 kg 45 kg			48
K7000 	40 kg 50 kg			50
K7080 	80 kg 100 kg		✓	52
K7120 	120 kg 140 kg		✓	54
K7200 	200 kg		✓	56
KUBICA TWIST K2000	60 kg		✓	58
KINOX K7316 	120 kg 140 kg		✓	60
KROSS8 100 K2810	100 kg			62
KROSS8 160 K2816	160 kg			64
KUBIKINA NEW K6100	10,5 kg 14 kg 19 kg			66

Legend

	CL (Polished Chrome)
	CS (Satin Chrome)
	NL (Polished Nickel)
	NS (Satin Nickel)
	AS (Satin Steel)

	OL / OR (Polished Gold)
	OS (Satin Gold)
	BI (White)
	NO / NR (Black)
	EA (Steel Effect)

	BR (Bronze)
	BS (Brushed Bronze)
	IBU (Imperial Bronze)
	OTL (Polished Brass)
	OTS (Satin Brass)

ATOMIKA K8000 The New Generation Hinge

Patented

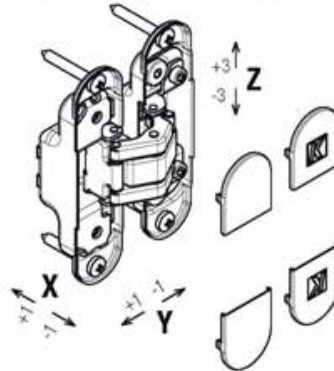
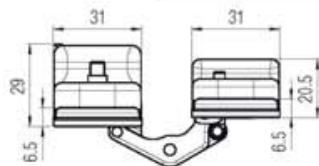
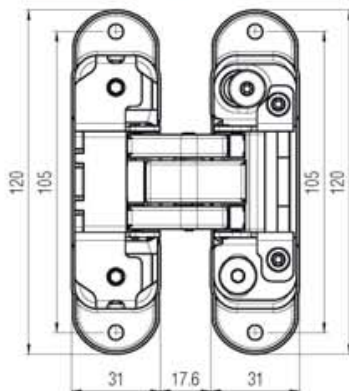
Cerniera a 7 fulcri regolabile su 3 assi - Bisagra 7 pivotes regulable en 3 ejes

Charnière 7 pivots réglable en 3 dimensions - 3-dimensional verstellbares Türband 7 Drehpunkte

3 axis adjustable hinge 7 fulcrums - Scharnier 7 draagarmen regelbaar op de 3 assen



Realizzazione Version ACCIAIO STEEL	Finitura - Finishing 	Cerniera centrata Hinge centered on the door leaf 	Regolazioni Adjustments
 60 kg (2: cerniere - hinges)	 180°	Cerniera NON centrata Hinge non-centered on the door leaf 	 Viti per fissaggio Fixing screws
 Test report N° 15-000602-PR01 - 20/11/2018 UNI EN1191:2012 Windows and doors Resistance to opening and closing Internal door with hinges mod. ATOMIKA K8000 Total door weight: 60kg			
 DOOR HINGE R27182	 HINGES R27182		



	K 8000 CL HD
	K 8000 CS HD
	K 8000 NS HD
	K 8000 OL HD
	K 8000 BR HD
	K 8000 BS HD
	K 8000 OTL HD
	K 8000 BI HD
	K 8000 NO HD

	K 800 COVER CL
	K 800 COVER CS
	K 800 COVER NS
	K 800 COVER OL
	K 800 COVER BR
	K 800 COVER BS
	K 800 COVER OTL
	K 800 COVER BI
	K 800 COVER NO

	K 800 COVER CS CV
	K 800 COVER NS CV
	K 800 COVER OL CV

① Ricambi	Ⓔ Repuestos
Ⓟ Echanges	Ⓢ Ersatzteile
Ⓢ Spare parts	Ⓝ Reserveonderdelen

① Accessori	Ⓔ Accesorios
Ⓟ Accessoires	Ⓢ Zubehöre
Ⓢ Accessories	Ⓝ Accessoires

Atomika
PATENTED

- ① Accessori ② Accesorios ③ Accessoires
④ Zubehöre ⑤ Accessoires ⑥ Accessoires

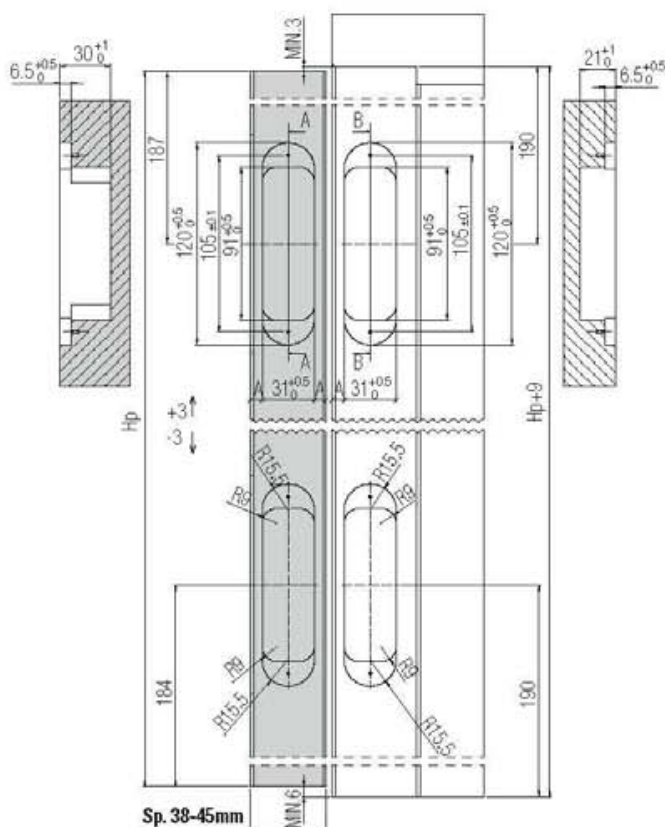
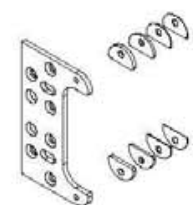
K 800 TASCA

- ① Tasca
② Caja de fijación
③ Bottier de fixation
④ Bandaufnahmetasche
⑤ Hinge receiver
⑥ Bevestigingskast



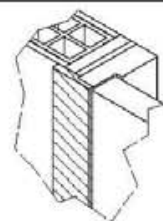
K 800 STAFFA

- ① Staffa per fissaggio
② Pletina para fijación
③ Plaque de fixation
④ Befestigungsplatte
⑤ Fixing plate
⑥ Bevestigingsplaat

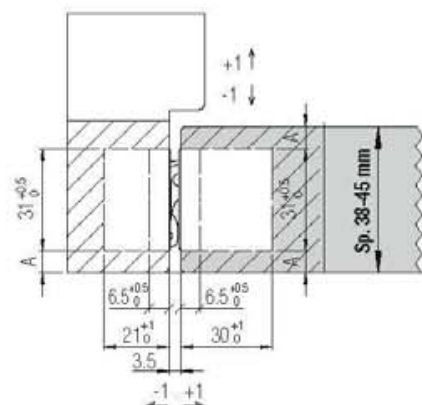


Sp. 38-45mm

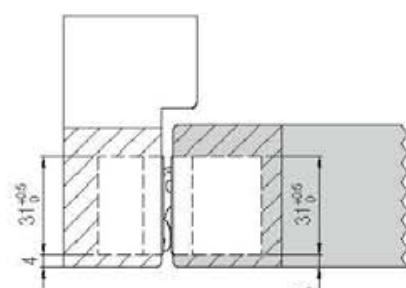
- ① Pannello complanare alla cornice
② Panel enrasado al marco
③ Panneau a fleur de la finition
④ Türblatt Komplanar zum Rahmen
⑤ Door leaf coplanar with the door frame



- ① CERNIERA CENTRATA
② CHARNIERE CENTREE
③ HINGE CENTERED ON THE DOOR LEAF
④ BISAGRA CENTRADA
⑤ ZENTRIERTES TÜRBAND
⑥ SCHARNIER GEZENTREERD

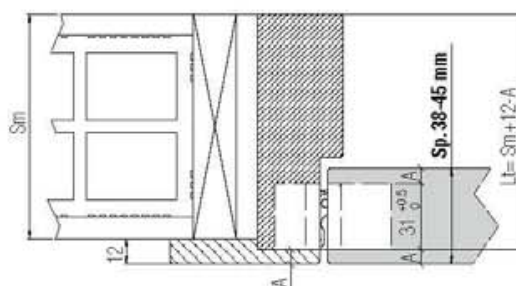


- ① CERNIERA NON CENTRATA
② CHARNIERE NON CENTREE
③ HINGE NON-CENTERED ON THE DOOR LEAF
④ BISAGRA NO CENTRADA
⑤ NICHT ZENTRIERTES TÜRBAND
⑥ SCHARNIER NIET GEZENTREERD

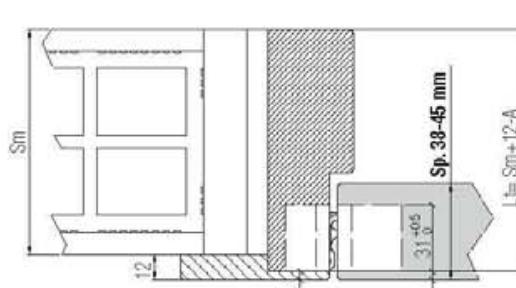


- ① CERNIERA CENTRATA
② CHARNIERE CENTREE
③ HINGE CENTERED ON THE DOOR LEAF
④ BISAGRA CENTRADA
⑤ ZENTRIERTES TÜRBAND
⑥ SCHARNIER GEZENTREERD

Sp (mm)	A
38	3.5
39	4
40	4.5
41	5
42	5.5
43	6
44	6.5
45	7



- ① CERNIERA NON CENTRATA
② CHARNIERE NON CENTREE
③ HINGE NON-CENTERED ON THE DOOR LEAF
④ BISAGRA NO CENTRADA
⑤ NICHT ZENTRIERTES TÜRBAND
⑥ SCHARNIER NIET GEZENTREERD



① Testata su porte: spessore 38-45 mm - altezza 2100 mm - larghezza 900 mm - angolo di apertura 0°-90°. Per dimensioni superiori a quelle indicate ed applicazioni con accessori aggiuntivi, chiedere fattibilità a Krona Koblitz.
② Testada en puertas: espesor 38-45 mm - altura 2100 mm - ancho 900 mm - ángulo de apertura 0°-90°. Para dimensiones superiores a las indicadas y aplicaciones con accesorios, pedir factibilidad a Krona Koblitz.
③ Teste sur porte: Epaisseur 38-45 mm - Hauteur 2100 mm - Largeur 900 mm - Angle d'ouverture 0°-90°. Pour des dimensions supérieures à celles indiquées et à des applications avec accessoires complémentaires, demander la faisabilité à Krona Koblitz.
④ Getestet auf Türen mit: Dicke 38-45 mm - Höhe 2100 mm - Breite 900 mm - Öffnungswinkel 0°-90°. Für größere Abmessungen als den angegebenen sowie Anwendungen mit zusätzlichem Zubehör, bitte Machbarkeit bei Krona Koblitz anfragen.
⑤ Tested on doors: thickness 38-45 mm - height 2100 mm - width 900 mm - opening angle 0°-90°. For the larger dimension than those indicated and additional accessories application, please ask Krona Koblitz for feasibility.
⑥ Deur getest op: Dikte 38-45 mm - Hoogte 2100 mm - Breedte 900 mm - Openingshoek 0°-90°. Voor langere lengten dan aangegeven en de extra accessoires die te gebruiken zijn, kunt u bij Krona Koblitz naar de mogelijkheden vragen.

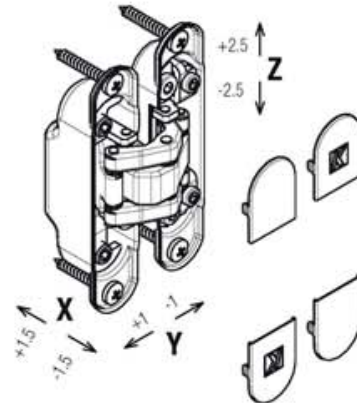
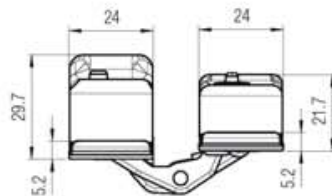
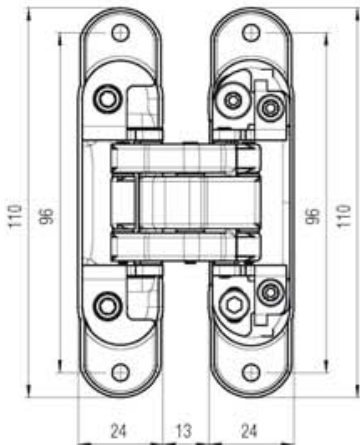
ATOMIKA SLIM K8060

Patented

Cerniera a 7 fulcri regolabile su 3 assi - *Bisagra 7 pivotes regulable en 3 ejes*
 Charnière 7 pivots réglable en 3 dimensions - *3-dimensional verstellbares Türband 7 Drehpunkte*
 3 axis adjustable hinge 7 fulcrums - *Scharnier 7 draagarmen regelbaar op de 3 assen*



Realizzazione Version ACCIAIO STEEL	Finitura - Finishing 	 min. 32 mm	Regolazioni Adjustments
 60 kg (2: cerniere - hinges)	 180°	 Viti per fissaggio Fixing screws	
 Test report N° 15-090602-PR02 - 20/11/2018 UNI EN1191:2012 Windows and doors Resistance to opening and closing Internal door with hinges mod. ATOMIKA K8060 Slim Total door weight: 60kg		EN 1634-1:2014 N.RINA0167FR 30 min.	
 DOOR HINGE R27182	 HINGES R27182	UNI EN 1634-1:2018 45 min.	PRODUCT: ATOMIKA SLIM K8060 TESTED BY TEST REPORT N. 0126\DC\RFM\19_2



	K 8060 CL HD
	K 8060 CS HD
	K 8060 NS HD
	K 8060 OL HD
	K 8060 BR HD
	K 8060 BS HD
	K 8060 OTL HD
	K 8060 BI HD
	K 8060 NO HD

	K 806 COVER CL
	K 806 COVER CS
	K 806 COVER NS
	K 806 COVER OL
	K 806 COVER OS
	K 806 COVER BR
	K 806 COVER BS
	K 806 COVER OTL
	K 806 COVER BI
	K 806 COVER NO

① Ricambi	Ⓔ Repuestos
Ⓟ Echanges	Ⓢ Ersatzteile
Ⓔ Spare parts	Ⓢ Reserveonderdelen

Atomika SLIM
 PATENTED

KUBICA K2460

The New Generation Hinge

HYBRID

Patented

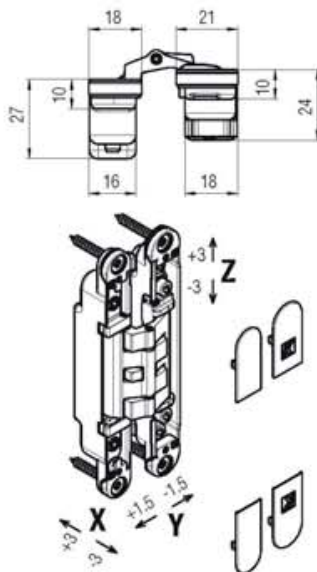
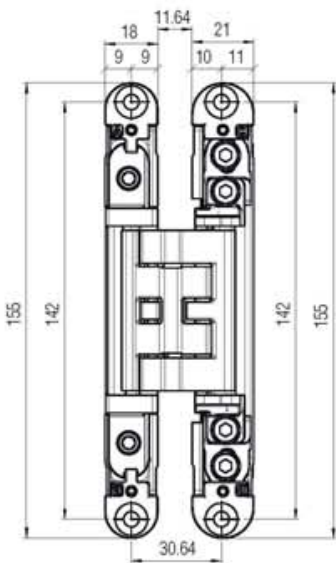
Cerniera a 5 fulcri regolabile su 3 assi - *Bisagra 5 pivotes regulable en 3 ejes*

Charnière 5 pivots réglable en 3 dimensions - *3-dimensional verstellbares Türband 5 Drehpunkte*

3 axis adjustable hinge 5 fulcrums - *Scharnier 5 draagarmen regelbaar op de 3 assen*



<p>HYBRID Realizzazione Version</p> <p>ACCIAIO/ZAMA STEEL/ZAMAK</p>	<p>Finitura Finishing</p>	<p>min. 25 mm</p>	<p>Regolazioni Adjustments</p>
<p>60 kg (2/3: cerniere - hinges)</p>	<p>180°</p>	<p>Viti per fissaggio Fixing screws</p>	<p>Full HD</p>
<p>Product Quality</p> <p>ift</p> <p>N° 20-000796-PR01 - 11/05/2020 Multi-axis, concealed hinges EAD 020001-01-0405 Reg.-N°: 9000283</p>		<p>UL LISTED DOOR HINGE R27182</p>	<p>ULC LISTED HINGES R27182</p>
		<p>UNI EN 1634-1:2018</p> <p>30 min.</p>	<p>PRODUCT: KUBICA HYBRID K2460 TESTED BY</p> <p>TEST REPORT N. 0097\DC\RFM\20_3</p>



- K 2460 CS
- K 2460 NS
- K 2460 OL
- K 2460 BR
- K 2460 BI
- K 2460 NO

- K 246 COVER CS
- K 246 COVER NS
- K 246 COVER OL
- K 246 COVER NO

- K 246 COVER CS CV
- K 246 COVER NS CV
- K 246 COVER OL CV

- | | |
|---------------|---------------------|
| ① Ricambi | ⑤ Repuestos |
| ② Echanges | ⑥ Ersatzteile |
| ③ Spare parts | ⑦ Reserveonderdelen |

- | | |
|---------------|---------------|
| ① Accessori | ⑤ Accesorios |
| ② Accessoires | ⑥ Zubehöre |
| ③ Accessories | ⑦ Accessoires |

- ⓘ Accessori ⓘ Accesorios ⓘ Accessoires
 ⓘ Zubehöre ⓘ Accessoires ⓘ Accessoires

K 240 TASCAM

- ① Tasca
- Ⓔ Caja de fijación
- Ⓕ Boitier de fixation
- Ⓖ Bandaufnahmetasche
- ⒼⓇ Hinge receiver
- ⓃⓁ Bevestigingskast



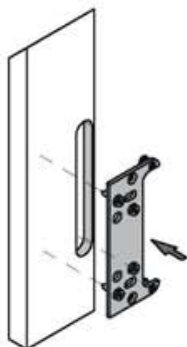
K 240 STAFFA

- (I) Staffa per fissaggio
 (E) Pletina para fijación
 (F) Plaque de fixation
 (D) Befestigungsplatte
 (GB) Fixing plate
 (NL) Bevestigingsplaat



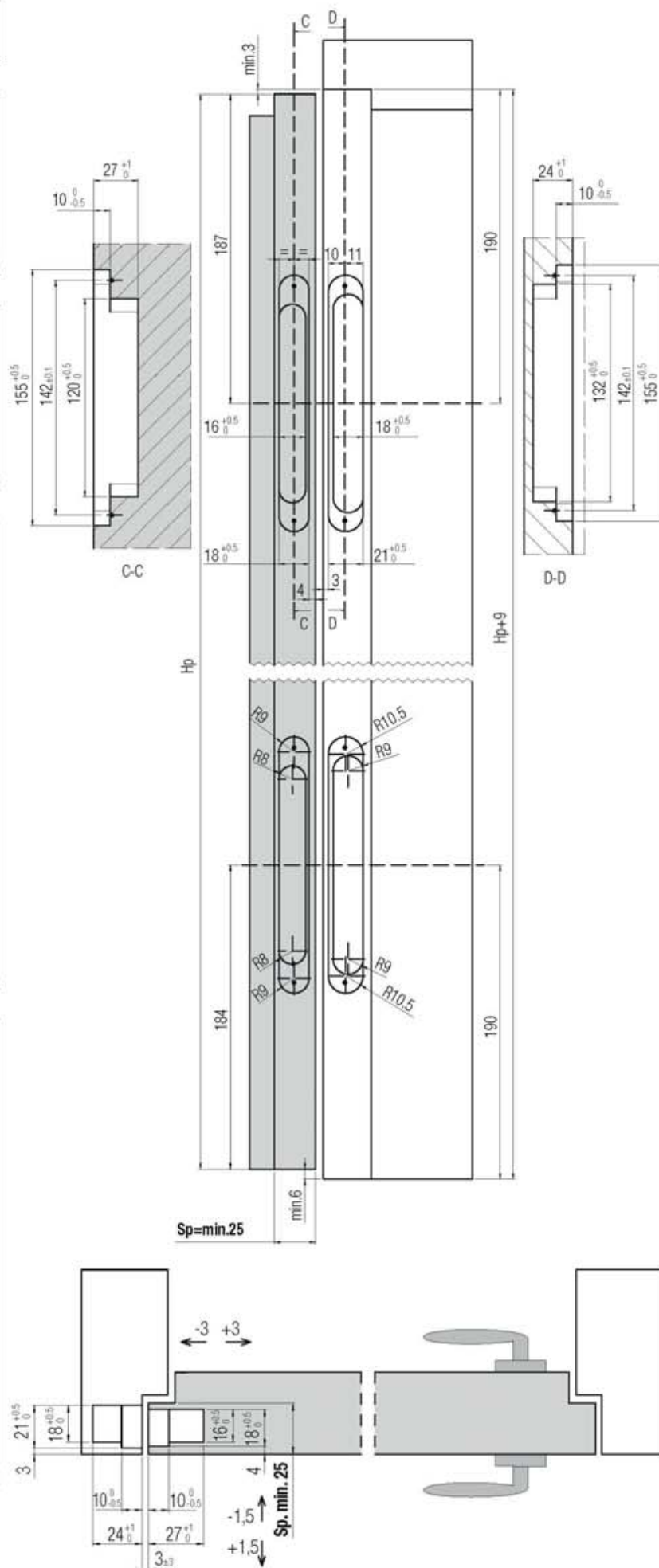
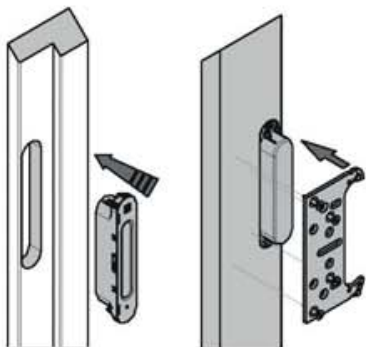
K 240 STAFFA R

- ① Staffa con vite di regolazione integrata
- ② Soporte con el tornillo de ajuste integrado
- ③ Etrier avec vis de réglage intégrée
- ④ Befestigungsplatte mit integrierten einstellsschraube
- ⑤ Fixing plate with screws for integrated adjustment
- ⑥ Bevestigingsplaat met geïntegreerde stelschroeven



K 240 STAFFA RV

- ① Staffa con vite di regolazione integrata + vaschetta
- Ⓔ Soporte con el tornillo de ajuste integrado + bandeja
- Ⓕ Etrier avec vis de réglage intégrée + récepteur
- Ⓖ Befestigungsplatte mit integrierten einsteilschraube + montagetasche
- Ⓗ Fixing plate with screws for integrated adjustment + mounting receiver
- Ⓚ Bevestigingsplaat met geïntegreerde stelschroeven + bevestigingshouder



* Testata su porte: spessore min. 25 mm - altezza 2100 mm - larghezza 900 mm - angolo di apertura 0°-90°. Per dimensioni superiori a quelle indicate ed applicazioni con accessori aggiuntivi, chiedere fattibilità a Krona Koblentz.
 * Testada en puertas: espesor min. 25 mm - altura 2100 mm - ancho 900 mm - ángulo de apertura 0°-90°. Para dimensiones superiores a las indicadas y aplicaciones con accesorios, pedir factibilidad a Krona Koblentz.
 * Testé sur porte: Epaisseur min. 25 mm - Hauteur 2100 mm - Largeur 900 mm - Angle d'ouverture 0°-90°. Pour des dimensions supérieures à celles indiquées et à des applications avec accessoires complémentaires, demander la faisabilité à Krona Koblentz.
 * Gelüstet auf Türen mit: min. Dicke 25 mm - Höhe 2100 mm - Breite 900 mm - Öffnungswinkel 0°-90°. Für größere Abmessungen als den angegebenen sowie Anwendungen mit zusätzlichem Zubehör, bitte Machbarkeit bei Krona Koblentz anfragen.
 * Tested on doors: thickness min. 25 mm - height 2100 mm - width 900 mm - opening angle 0°-90°. For the larger dimension than those indicated and additional accessories application, please ask Krona Koblentz for feasibility.
 * Deur gelüst op: min. dikte 25 mm - hoogte 2100 mm - breedte 900 mm - openinghoek 0°-90°. Voor langere lichten dan aangegeven en de extra accessoires die te gebruiken zijn, kunt u bij Krona Koblentz naar de mogelijkheden vragen.

KUBICA K5080

Patented

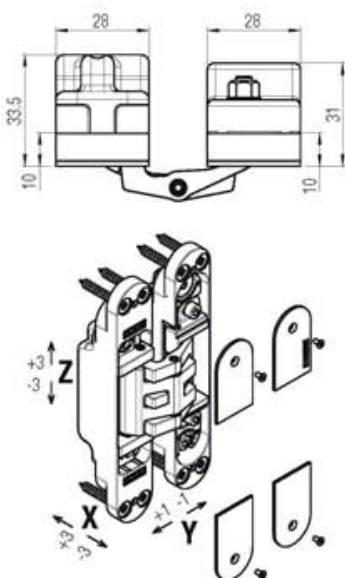
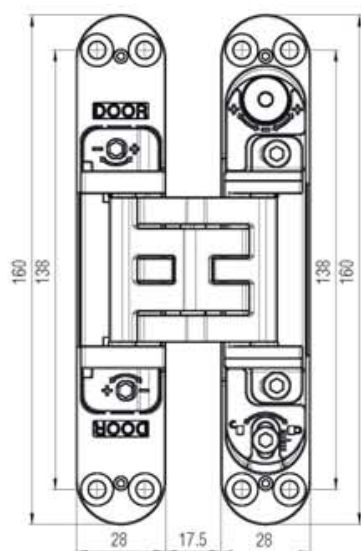
Cerniera a 5 fulcri regolabile su 3 assi - *Bisagra 5 pivotes regulable en 3 ejes*

Charnière 5 pivots réglable en 3 dimensions - *3-dimensional verstellbares Türband 5 Drehpunkte*

3 axis adjustable hinge 5 fulcrums - *Scharnier 5 draagarmen regelbaar op de 3 assen*



Realizzazione Version ZAMA	Finitura Finishing 	 min. 36 mm	Regolazioni Adjustments
 80 kg (2: cerniere - hinges)	 180°	 Viti per fissaggio Fixing screws	
			 30 min.



- K 5080 CS DXSX
- K 5080 NS DXSX
- K 5080 OR DXSX
- K 5080 OS
- K 5080 BR DXSX
- K 5080 BS DXSX
- K 5080 NR


- K 508 COVER CS CV
- K 508 COVER NS CV
- K 508 COVER OR CV
- K 508 COVER BR CV

- | | |
|---------------|---------------------|
| ① Ricambi | Ⓔ Repuestos |
| Ⓕ Echanges | Ⓖ Ersatzteile |
| Ⓖ Spare parts | Ⓜ Reserveonderdelen |

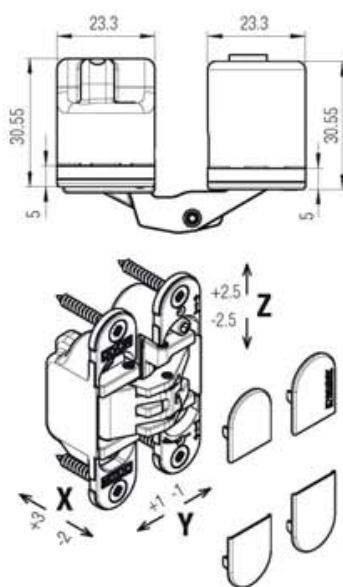
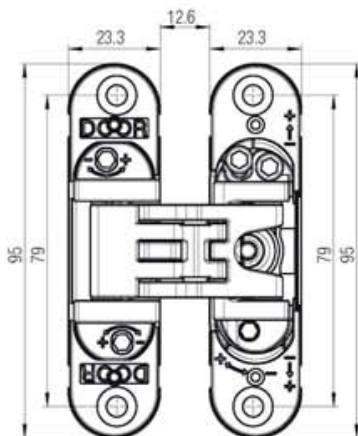
KUBICA K6200

Patented

Cerniera a 5 fulcri regolabile su 3 assi - *Bisagra 5 pivotes regulable en 3 ejes*
 Charnière 5 pivots réglable en 3 dimensions - *3-dimensional verstellbares Türband 5 Drehpunkte*
 3 axis adjustable hinge 5 fulcrums - *Scharnier 5 draagarmen regelbaar op de 3 assen*



Realizzazione Version ZAMA	Finitura - Finishing 	 min. 32 mm	Regolazioni Adjustments
 45 kg (2: cerniere - hinges) 60 kg (3/4: cerniere - hinges)	 180°		
<p>Product Quality Multi-axis, concealed hinges EAD 020001-01-0405 Reg.-N°: 9000283</p>			
 30 min.			



- K 6200 CL HD
- K 6200 CS HD
- K 6200 NL HD
- K 6200 NS HD
- K 6200 OR HD
- K 6200 OS HD
- K 6200 BI HD
- K 6200 NR HD
- K 6200 BR HD
- K 6200 BS HD

- K 62 COVER CL
- K 62 COVER CS
- K 62 COVER NS
- K 62 COVER OR
- K 62 COVER BI
- K 62 COVER NR
- K 62 COVER BS
- K 62 COVER BR

- K 62 COVER CS CV
- K 62 COVER NS CV
- K 62 COVER OR CV

- | | |
|---------------|---------------------|
| ① Ricambi | Ⓔ Repuestos |
| Ⓟ Echanges | Ⓢ Ersatzteile |
| Ⓢ Spare parts | Ⓝ Reserveonderdelen |

- | | |
|---------------|---------------|
| ① Accessori | Ⓔ Accesorios |
| Ⓟ Accessoires | Ⓢ Zubehöre |
| Ⓢ Accessories | Ⓝ Accessoires |

- ① Accessori ② Accesorios ③ Accessoires
 ④ Zubehöre ⑤ Accessoires ⑥ Accessoires

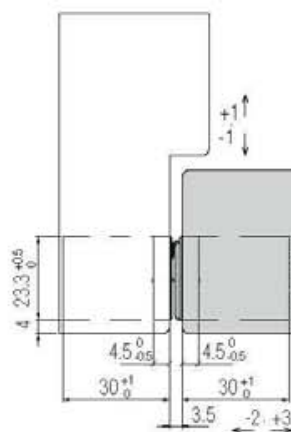
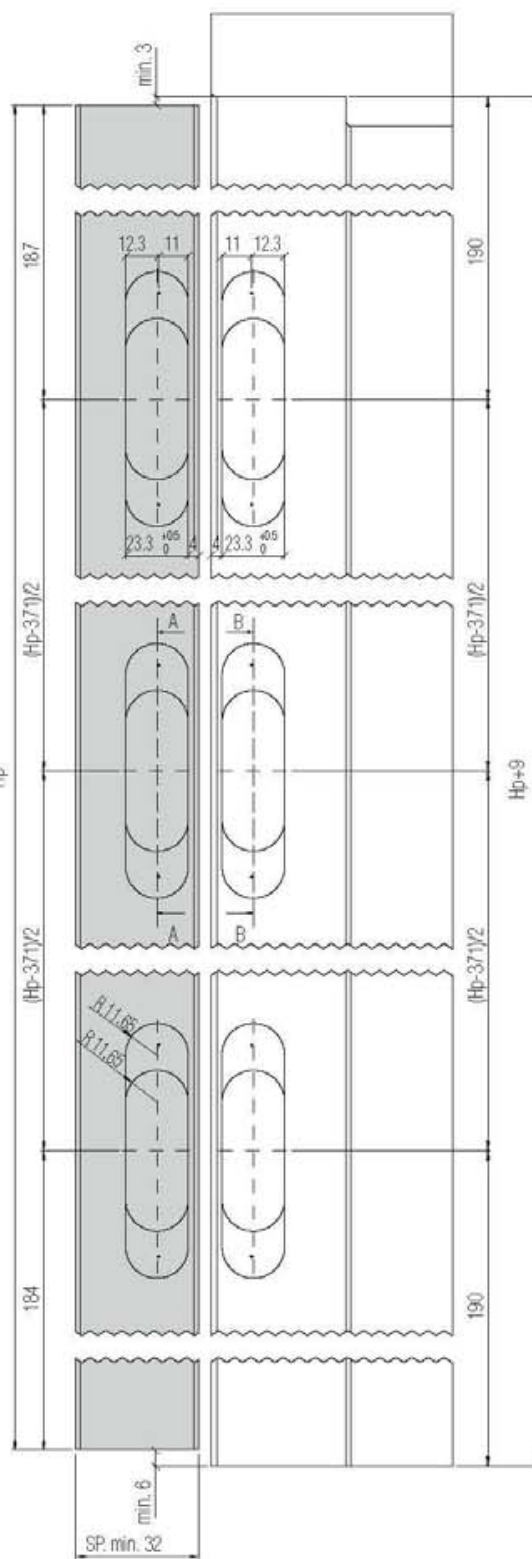
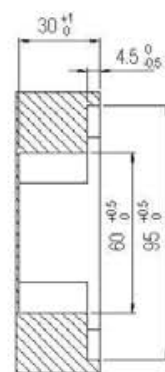
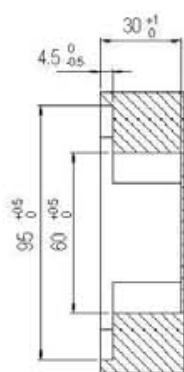
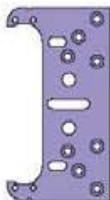
K 620 TASCA

- ① Tasca
 ② Caja de fijación
 ③ Boîtier de fixation
 ④ Bandaufnahmetasche
 ⑤ Hinge receiver
 ⑥ Bevestigingskast



K 620 STAFFA

- ① Staffa per fissaggio
 ② Platina para fijación
 ③ Plaque de fixation
 ④ Befestigungsplatte
 ⑤ Fixing plate
 ⑥ Bevestigingsplaat



① Testata su porte: spessore min. 32 mm - altezza 2100 mm - larghezza 900 mm - angolo di apertura 0°-90°. Per dimensioni superiori a quelle indicate ed applicazioni con accessori aggiuntivi, chiedere fattibilità a Kröna Koblentz.
 ② Testada en puertas: espesor min. 32 mm - altura 2100 mm - ancho 900 mm - ángulo de apertura 0°-90°. Para dimensiones superiores a las indicadas y aplicaciones conjuntas con accesorios, pedir factibilidad a Kröna Koblentz.
 ③ Testé sur porte: Épaisseur min. 32 mm - Hauteur 2100 mm - Largeur 900 mm - Angle d'ouverture 0°-90°. Pour des dimensions supérieures à celles indiquées et à des applications avec accessoires complémentaires, demander la faisabilité à Kröna Koblentz.
 ④ Geprüft auf Türen mit: min. Dicke 32 mm - Höhe 2100 mm - Breite 900 mm - Öffnungswinkel 0°-90°. Für größere Abmessungen als den angegebenen sowie Anwendungen mit zusätzlichem Zubehör, bitten Mechaniker bei Kröna Koblentz anfragen.
 ⑤ Tested on doors: thickness min. 32 mm - height 2100 mm - width 900 mm - opening angle 0°-90°. For the larger dimension than those indicated and additional accessories application, please ask Kröna Koblentz for feasibility.
 ⑥ Deur getest op: min. Dikte 32 mm - Hoogte 2100 mm - Breedte 900 mm - Openingshoek 0°-90°. Voor langere lengten dan aangegeven en de extra accessoires die te gebruiken zijn, kunt u bij Kröna Koblentz naar de mogelijkheden vragen.

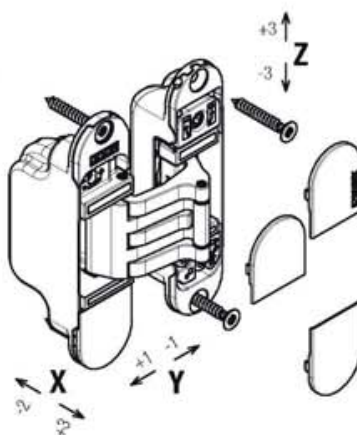
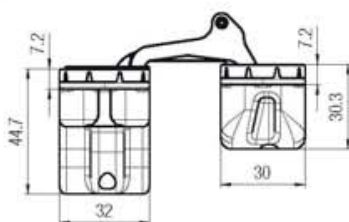
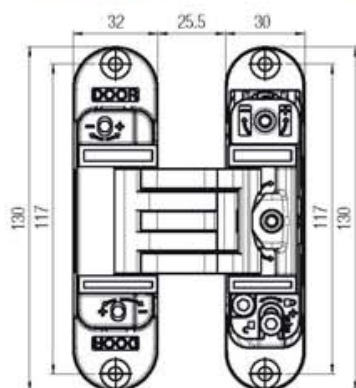
KUBICA K6300

Patented

Cerniera a 5 fulcri a sormonto regolabile su 3 assi - *Bisagra 5 pivotes regulable en 3 ejes*
 Charnière 5 pivots réglable en 3 dimensions - *3-dimensional verstellbares Türband 5 Drehpunkte*
 3 axis adjustable hinge 5 fulcrums - *Scharnier 5 draagarmen regelbaar op de 3 assen*



Realizzazione Version ZAMA	Finitura Finishing 	 min. 45 mm	Regolazioni Adjustments
 60 kg (3: cerniere - hinges)	 180°	 Viti per fissaggio Fixing screws	

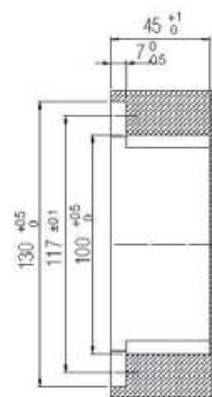


- K 6300 20CS
- K 6300 21NS
- K 6300 NO

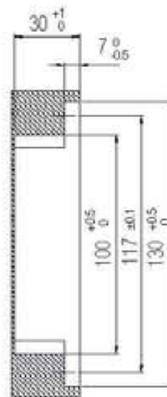
- K 6300 COVER CS
- K 6300 COVER NS
- K 6300 COVER NO

- | | |
|---------------|---------------------|
| ① Ricambi | Ⓡ Repuestos |
| Ⓛ Echanges | Ⓢ Ersatzteile |
| Ⓜ Spare parts | Ⓡ Reserveonderdelen |

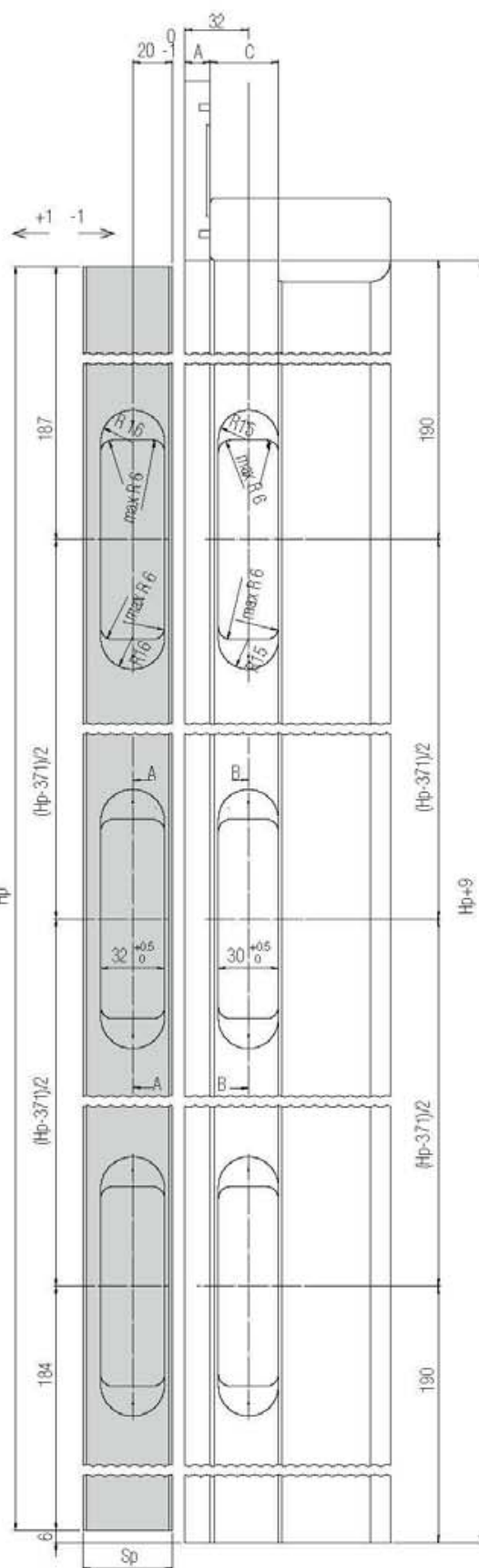
① Accessori ② Accesorios ③ Accessoires
④ Zubehör ⑤ Accessoires ⑥ Accessoires



± 3
Hp



Hp+9

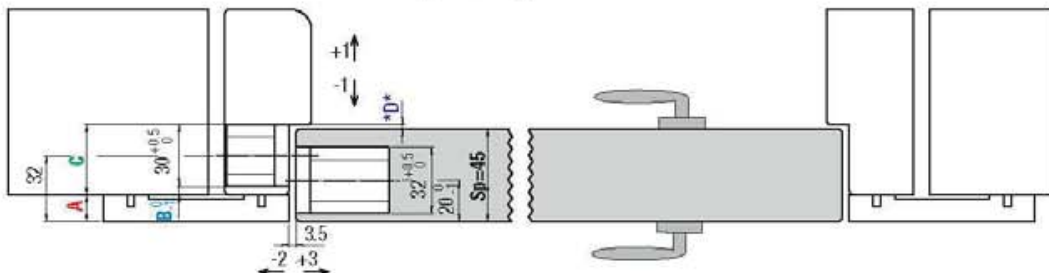


- ① Formula calcolo con guarnizione
- ② Fórmula cálculo con junta
- ③ Formule de calcul avec garniture
- ④ Formel zur kalkulierung mit dichtung
- ⑤ Formula for the calculation with profile
- ⑥ Berekening met maten dichtung

$$C = Sp - A + D$$

- ① Tabella valori senza guarnizione
- ② Tabla cotas sin goma de choque
- ③ Tableau de mesures sans joint
- ④ Tabelle mit massen exkl. Dichtung
- ⑤ Table with sizes, gasket excluded
- ⑥ Tabel met maten zonder dichtung

Sp (mm)	A (mm)	B (mm)	C (mm)	*D* (mm)
45	13	4	34	min.2
	12	5	35	
	11	6	36	
	10	7	37	
	9	8	38	
	8	9	39	




① Testata su porte: spessore min. 45 mm - altezza 2100 mm - larghezza 900 mm - angolo di apertura 0°-90°. Per dimensioni superiori a quelle indicate ed applicazioni con accessori aggiuntivi, chiedere fattibilità a Krona Koblitz.
 ② Testada en puertas: espesor min. 45 mm - altura 2100 mm - ancho 900 mm - ángulo de apertura 0°-90°. Para dimensiones superiores a las indicadas y aplicaciones conjuntas con accesorios, pedir factibilidad a Krona Koblitz.
 ③ Testé sur porte: Epaisseur min. 45mm - Hauteur 2100mm - Largeur 900mm - Angle d'ouverture 0°-90°. Pour des dimensions supérieures à celles indiquées et à des applications avec accessoires complémentaires, demander la faisabilité à Krona Koblitz.
 ④ Getestet auf Türen mit: min. Dicke 45 mm - Höhe 2100mm - Breite 900mm - Öffnungswinkel 0°-90°. Für größere Abmessungen als den angegebenen sowie Anwendungen mit zusätzlichem Zubehör, bitte Machbarkeit bei Krona Koblitz anfragen.
 ⑤ Tested on doors: thickness min. 45 mm - height 2100 mm - width 900 mm - opening angle 0°-90°. For the larger dimension than those indicated and additional accessories application, please ask Krona Koblitz for feasibility.
 ⑥ Deur getest op: min. Dikte 45mm - Hoogte 2100mm - Breedte 900mm - Openingshoek 0°-90°. Voor langere lengten dan aangegeven en de extra accessoires die te gebruiken zijn, kunt u bij Krona Koblitz naar de mogelijkheden vragen.

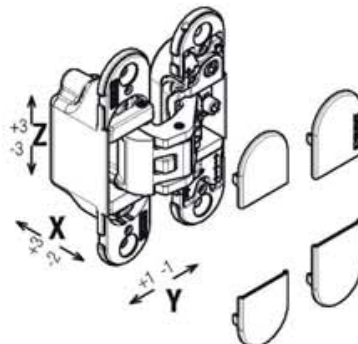
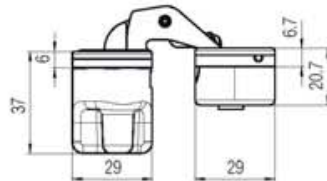
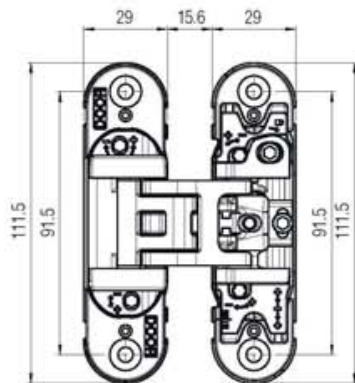
KUBICA K6700

Patented

Cerniera a 5 fulcri regolabile su 3 assi - *Bisagra 5 pivotes regulable en 3 ejes*
 Charnière 5 pivots réglable en 3 dimensions - *3-dimensional verstellbares Türband 5 Drehpunkte*
 3 axis adjustable hinge 5 fulcrums - *Scharnier 5 draagarmen regelbaar op de 3 assen*



Realizzazione Version ZAMA	Finitura Finishing 	 min. 37 mm	Regolazioni Adjustments
 50 kg (2: cerniere - hinges) 70 kg (3/4: cerniere - hinges)	 180°		 30 min.
 DOOR HINGE R271B2	 HINGES R271B2		



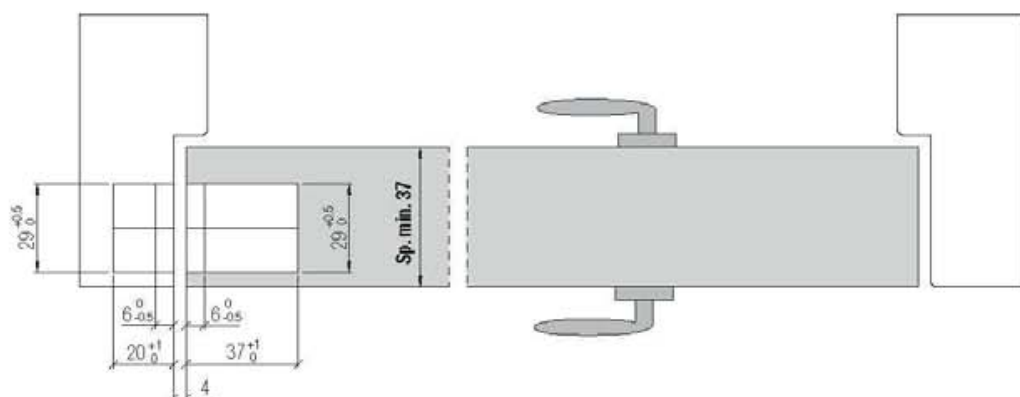
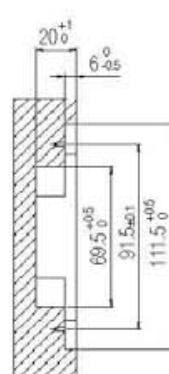
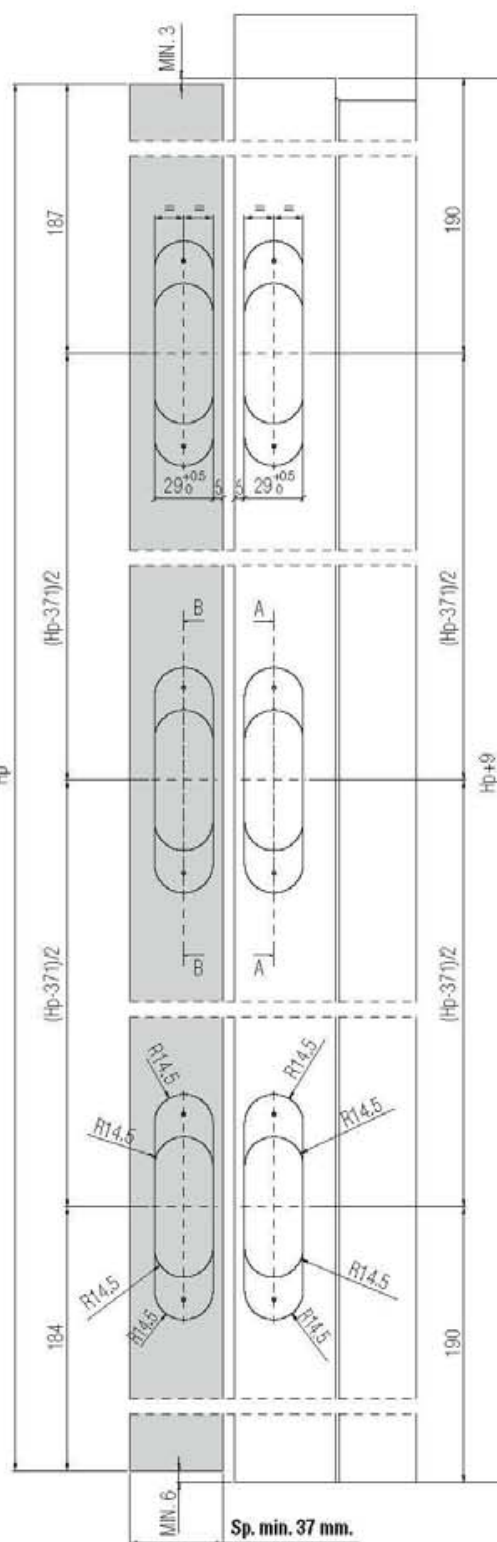
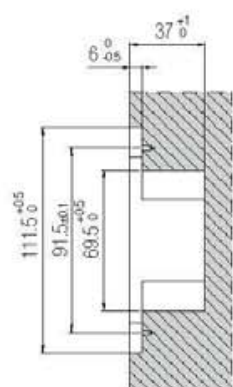
	K 6700 CL
	K 6700 CS
	K 6700 NS
	K 6700 OR
	K 6700 BS
	K 6700 BI
	K 6700 NO

	K 67 COVER CL
	K 67 COVER CS
	K 67 COVER NS
	K 67 COVER OR
	K 67 COVER NO

	K 67 COVER CS CV
	K 67 COVER NS CV
	K 67 COVER OR CV

① Ricambi	Ⓔ Repuestos
Ⓕ Echanges	Ⓖ Ersatzteile
Ⓖ Spare parts	Ⓝ Reserveonderdelen

① Accessori	Ⓔ Accesorios
Ⓕ Accessoires	Ⓖ Zubehöre
Ⓖ Accessories	Ⓝ Accessoires




KUBICA 27 K2700

Patented

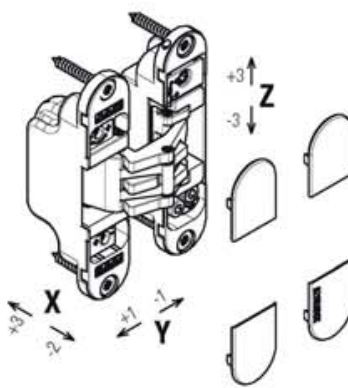
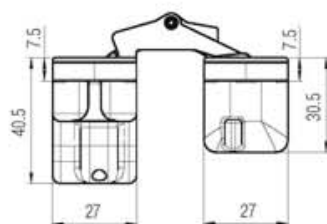
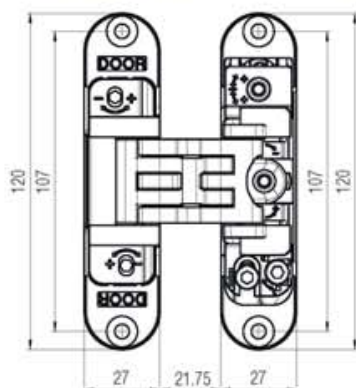
Cerniera autocentrante a 5 fulcri regolabile su 3 assi - Bisagra autocentrante de 5 pivotes regulables en 3 ejes

Charnière auto-centrée à 5 points réglable sur 3 axes - 3-dimensionales, verstellbares Türband zentriert auf dem Türblatt, 5- Drehpunkte

Hinge centered on the door panel thickness adjustable with 5 fulcrum adjustable on 3 axes - Gecentreerde scharnier met 5 regelbare steunpunten op 3 assen



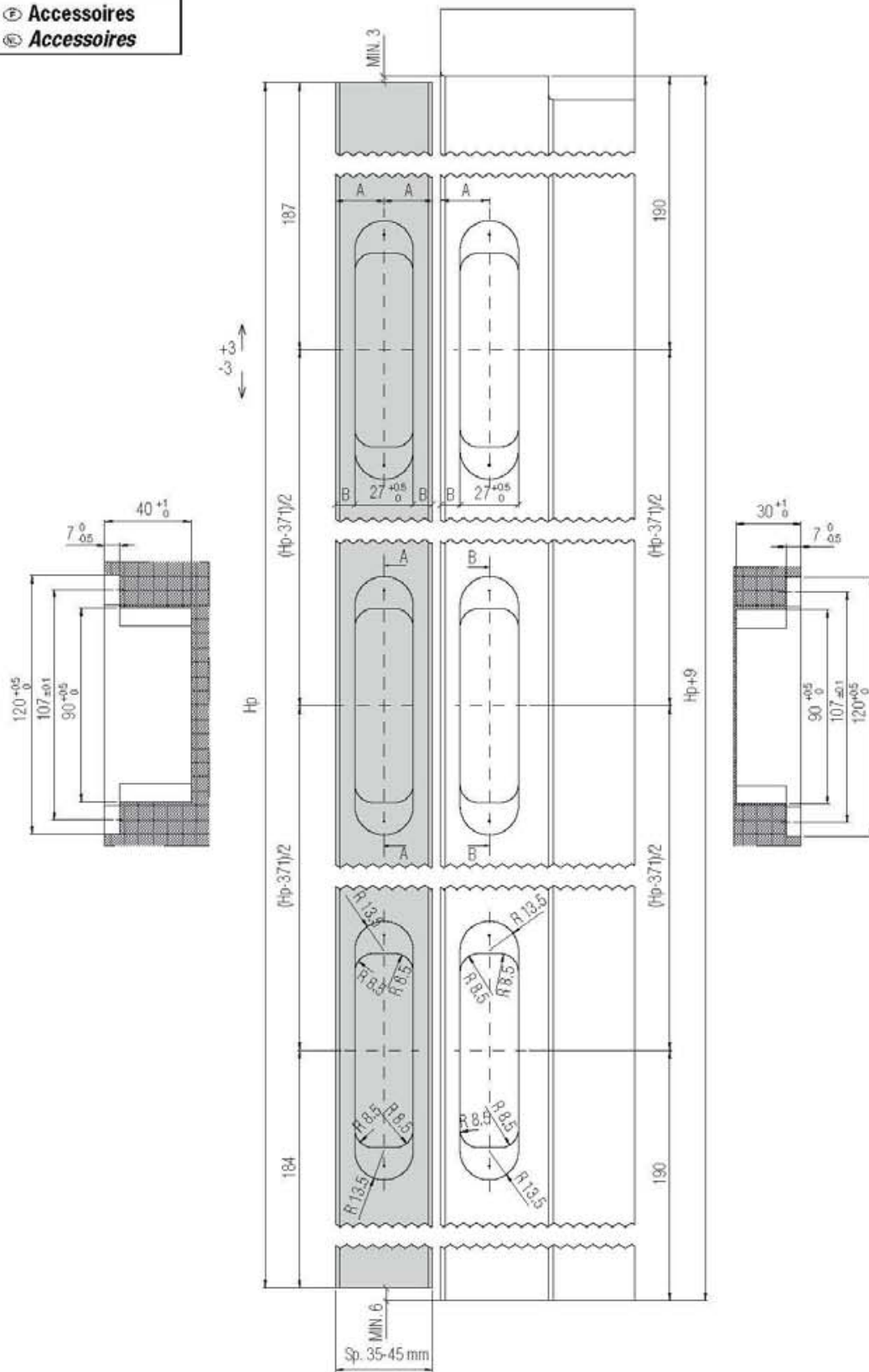
Realizzazione Version ZAMA	Finitura Finishing 	 min. 35 mm max 45 mm	Regolazioni Adjustments
 60 kg (3: cerniere - hinges)	 180°		



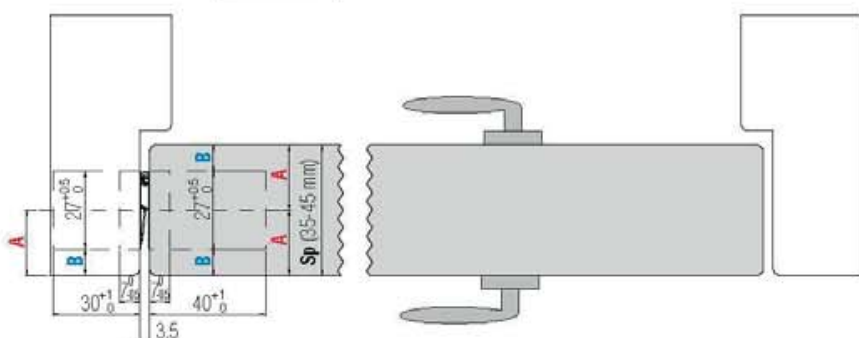
- K 2700 CL DXSX
- K 2700 CS DXSX
- K 2700 NS DXSX
- K 2700 OR DXSX
- K 2700 BR DXSX
- K 2700 NO DXSX

- K 27 COVER CL
- K 27 COVER CS
- K 27 COVER NS
- K 27 COVER OR
- K 27 COVER BR

- | | |
|---------------|---------------------|
| ① Ricambi | Ⓔ Repuestos |
| Ⓟ Echanges | Ⓛ Ersatzteile |
| Ⓢ Spare parts | Ⓜ Reserveonderdelen |



Sp (mm)	A (mm)	B (mm)
35	17,5	4
40	20	6,5
45	22,5	9



○ Testata su porte: spessore 35-45 mm - altezza 2100 mm - larghezza 900 mm - angolo di apertura 0°-90°. Per dimensioni superiori a quelle indicate ed applicazioni con accessori aggiuntivi, chiedere fattibilità a Krona Koblitz.
 ○ Testada en puertas: espesor 35-45 mm - altura 2100 mm - ancho 900 mm - ángulo de apertura 0°-90°. Para dimensiones superiores a las indicadas y aplicaciones con accesorios, pedir factibilidad a Krona Koblitz.
 ○ Testé sur porte: Epaisseur 35-45 mm - Hauteur 2100 mm - Largeur 900 mm - Angle d'ouverture 0°-90°. Pour des dimensions supérieures à celles indiquées et à des applications avec accessoires complémentaires, demander la faisabilité à Krona Koblitz.
 ○ Getestet auf Türen mit Dicke 35-45 mm - Höhe 2100 mm - Breite 900 mm - Öffnungswinkel 0°-90°. Für größere Abmessungen als den angegebenen sowie Anwendungen mit zusätzlichem Zubehör, bitte Machbarkeit bei Krona Koblitz anfragen.
 ○ Getestad on deors: thickness 35-45 mm - height 2100 mm - width 900 mm - opening angle 0°-90°. For the larger dimensions than those indicated and additional accessories application, please ask Krona Koblitz for feasibility.
 ○ Getest getest op deuren: Dikte 35-45mm - Hoogte 2100mm - Breedte 900mm - Openingshoek 0°-90°. Voor langere lengten dan aangegeven en de extra accessoires die te gebruiken zijn, kunt u bij Krona Koblitz naar de mogelijkheden vragen.

KUBICA KUBICENTER K6400

Patented

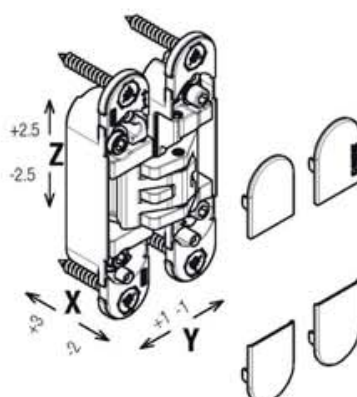
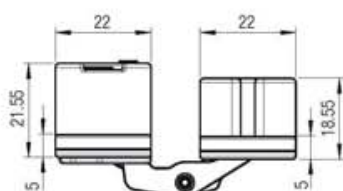
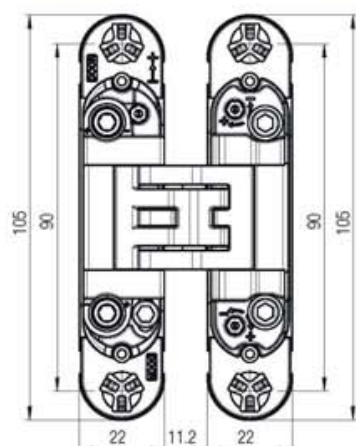
Cerniera con il sistema brevettato di autocentratura della vite - *Bisagra con el sistema autocentrante patentado!*

Charnière avec système breveté d'auto-centrage de la vis. - *Türband mit patentiertem Selbstzentrierungs-System der Schraube*

Hinge with the patented self-adjusting screw system! - *Scharnier met het gepatenteerde zichzelf stellende schroefstelsysteem!*



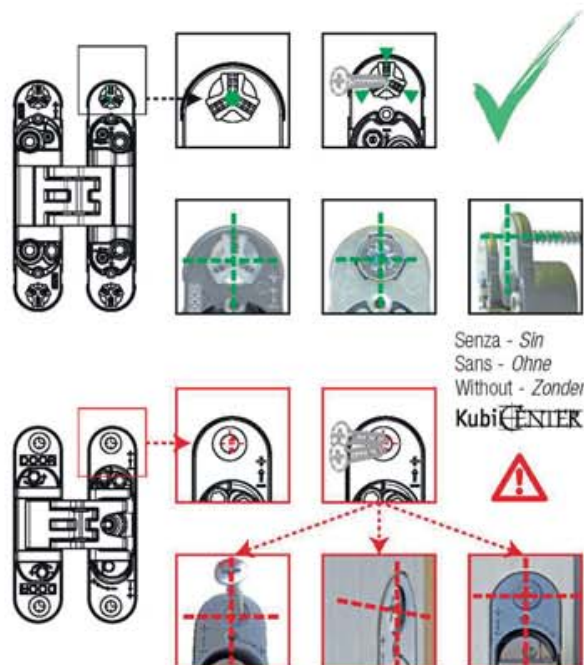
Realizzazione Version ZAMA	Finitura Finishing 	 min. 30 mm	Regolazioni Adjustments
 30 kg (2: cerniere - hinges) 45 kg (3: cerniere - hinges)	 180°	Raccomandata anche per Mobili Recommended also for furniture min. 30 mm	



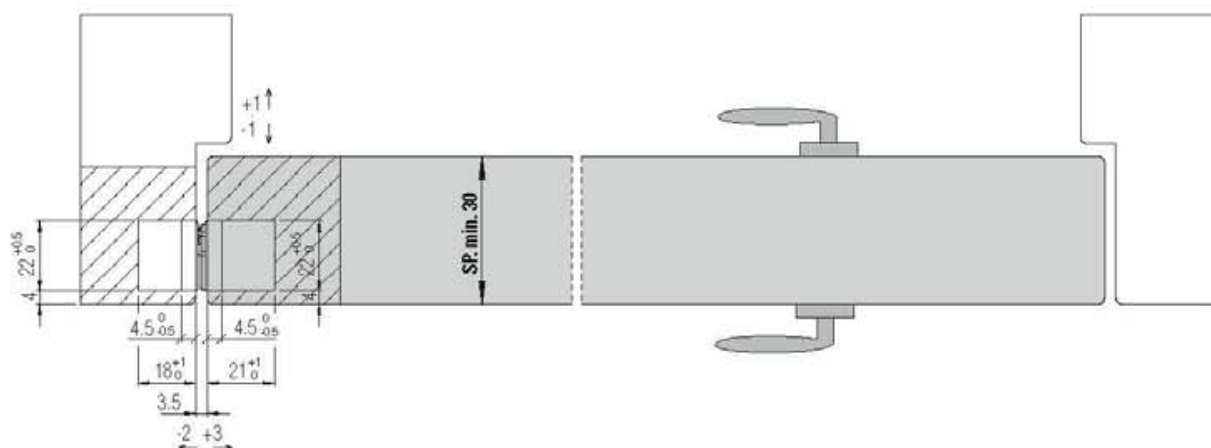
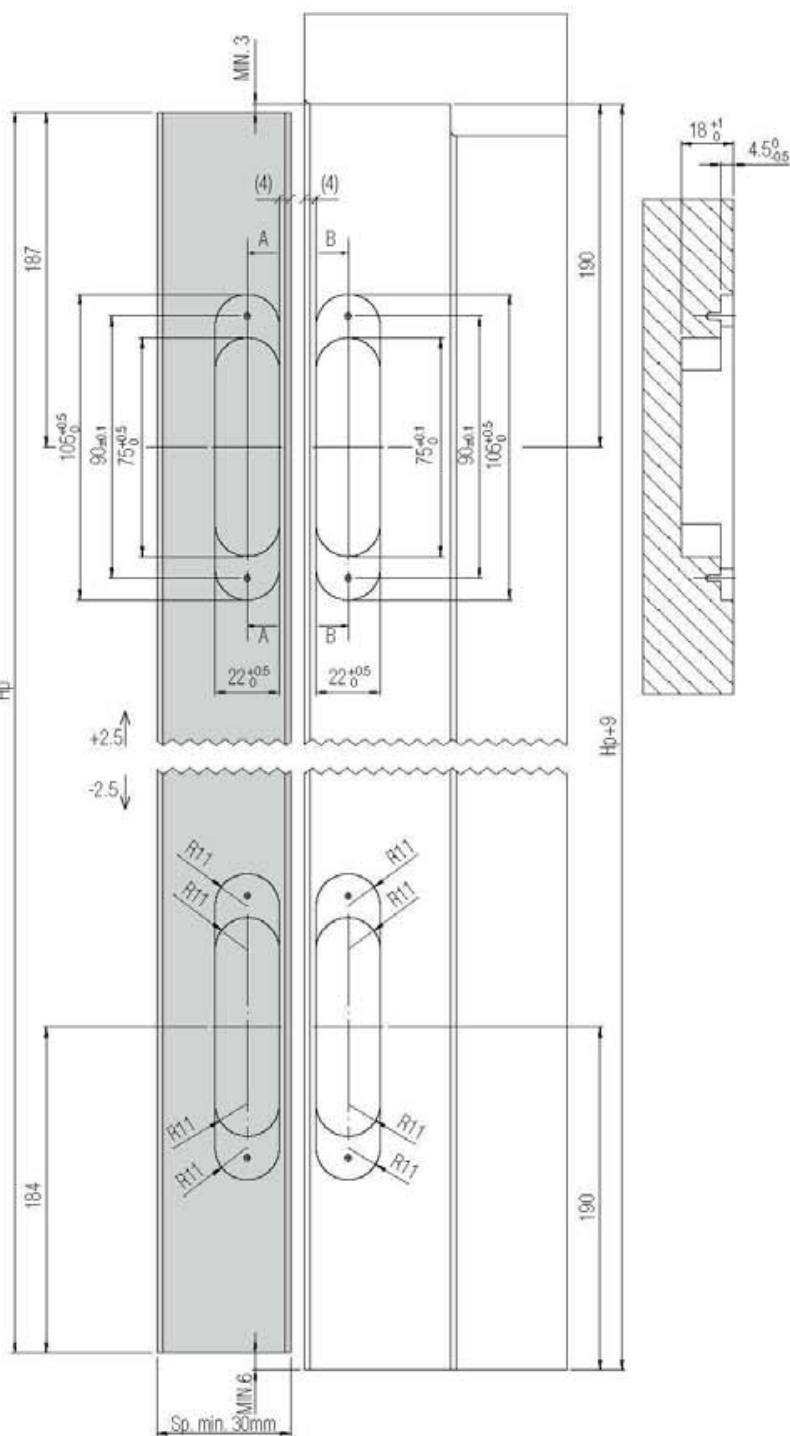
- K 6400 CS
- K 6400 NS
- K 6400 OS
- K 6400 IBU
- K 6400 NO

- K 64 COVER CS
- K 64 COVER NS
- K 64 COVER OS
- K 64 COVER IBU
- K 64 COVER NO

- | | |
|---------------|---------------------|
| ① Ricambi | Ⓔ Repuestos |
| Ⓐ Echanges | Ⓓ Ersatzteile |
| Ⓒ Spare parts | Ⓗ Reserveonderdelen |



- ⓘ Accessori ⓘ Accesorios ⓘ Accessoires
 ⓘ Zubehöre ⓘ Accessoires ⓘ Accessoires



*Testata su porte: spessore min. 30 mm - altezza 2100 mm - larghezza 900 mm - angolo di apertura 0°-90°. Per dimensioni superiori a quelle indicate ed applicazioni con accessori aggiuntivi, chiedere fattibilità a Krone Koblenz.
 *Testada en puertas: espesor min. 30 mm - altura 2100 mm - ancho 900 mm - ángulo de apertura 0°-90°. Para dimensiones superiores a las indicadas y aplicaciones conjuntas con accesorios, pedir factibilidad a Krone Koblenz.
 *Testet sur porte: Epaisseur min. 30 mm - Hauteur 2100 mm - Largeur 900 mm - Angle d'ouverture 0°-90°. Pour des dimensions supérieures à celles indiquées et à des applications avec accessoires complémentaires, demander la faisabilité à Krone Koblenz.
 *Getestet auf Türen mit min. Dicke 30 mm - Höhe 2100mm - Breite 900mm - Öffnungswinkel 0°-90°. Für größere Abmessungen als den angegebenen sowie Anwendungen mit zusätzlichem Zubehör, bitte Machbarkeit bei Krone Koblenz anfragen.
 *Getestet on doors: thickness min. 30 mm - height 2100 mm - width 900 mm - opening angle 0°-90°. For the larger dimension than those indicated and additional accessories application, please ask Krone Koblenz for feasibility.
 *Deur getoet op min. Dikte 30mm - Hoogte 2100mm - Breedte 900mm - Openingshoek 0°-90°. Voor langere afmetingen dan aangegeven en de extra accessoires die te gebruiken zijn, kunt u bij Krone Koblenz naar de mogelijkheden vragen.

KUBI7 K7000

Patented

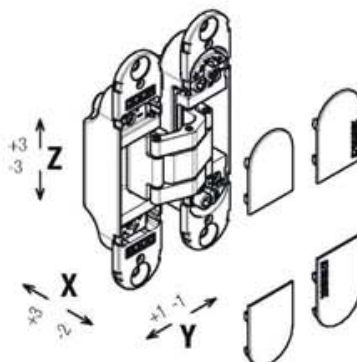
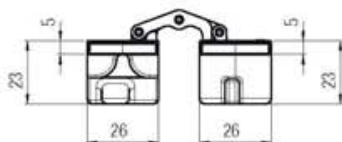
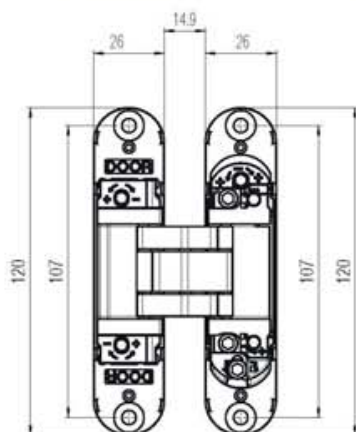
Cerniera a 7 fulcri regolabile su 3 assi - *Bisagra 7 pivotes regulable en 3 ejes*

Charnière 7 pivots réglable en 3 dimensions - *3-dimensional verstellbares Türband 7 Drehpunkte*

3 axis adjustable hinge 7 fulcrums - *Scharnier 7 draagarmen regelbaar op de 3 assen*



Realizzazione Version ZAMA	Finitura Finishing 	 min. 34 mm	Regolazioni Adjustments
 40 kg (2: cerniere - hinges) 50 kg (3: cerniere - hinges)	 180°		



- K 7000 CL
- K 7000 CS
- K 7000 NS
- K 7000 OR
- K 7000 NO

- K 70 COVER BI
- K 70 COVER NR
- K 70 COVER CL
- K 70 COVER CS
- K 70 COVER NS
- K 70 COVER OR

- K 70 COVER OR CV
- K 70 COVER CS CV
- K 70 COVER NS CV

- | | |
|---------------|---------------------|
| ① Ricambi | Ⓔ Repuestos |
| Ⓟ Echanges | Ⓛ Ersatzteile |
| Ⓢ Spare parts | Ⓝ Reserveonderdelen |

- | | |
|---------------|---------------|
| ① Accessori | Ⓔ Accesorios |
| Ⓟ Accessoires | Ⓛ Zubehöre |
| Ⓢ Accessories | Ⓝ Accessoires |

- ① Accessori ② Accesorios ③ Accessoires
④ Zubehöre ⑤ Accessoires ⑥ Accessoires

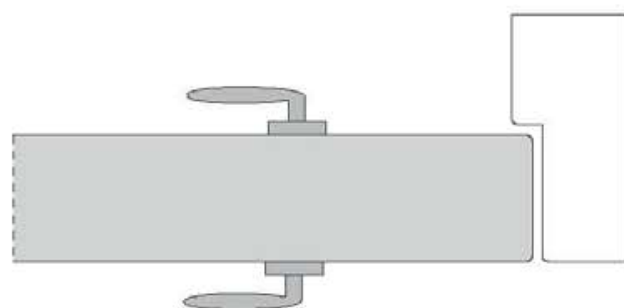
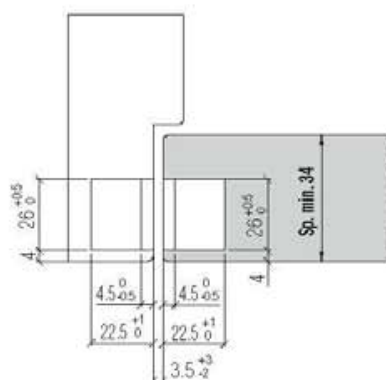
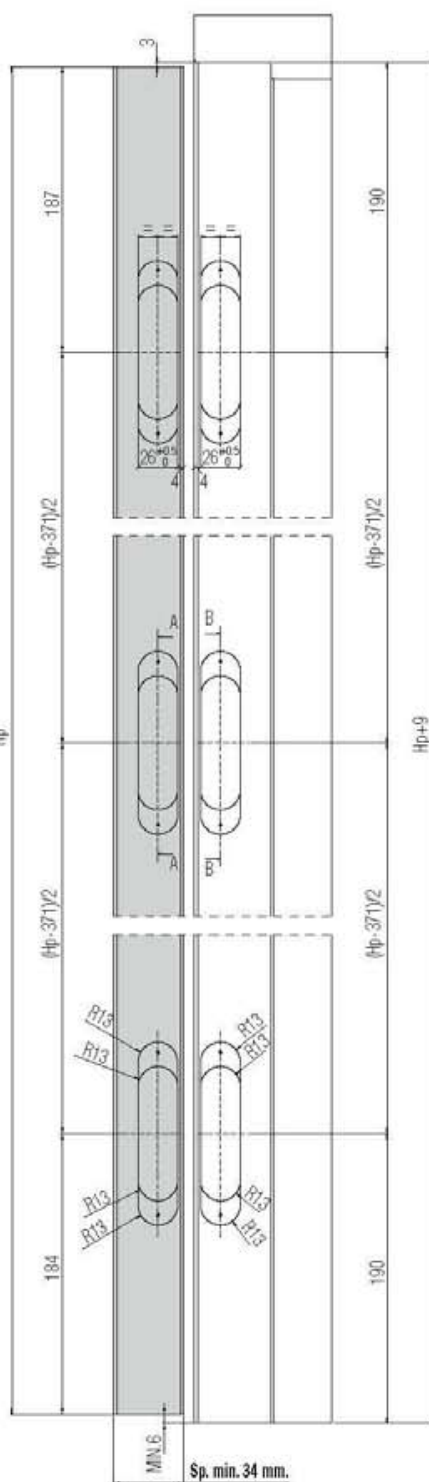
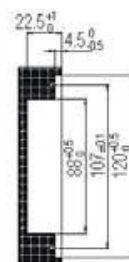
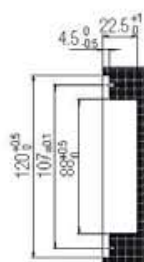
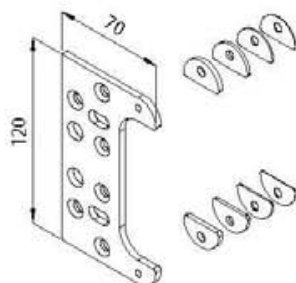
K 700 TASCA

- ① Tasca
② Caja de fijación
③ Bottier de fixation
④ Bandaufnahmetasche
⑤ Hinge receiver
⑥ Bevestigingskast



K 700 STAFFA

- ① Staffa per fissaggio
② Pletina para fijación
③ Plaque de fixation
④ Befestigungsplatte
⑤ Fixing plate
⑥ Bevestigingsplaat



① Testata su porte: spessore min. 35 mm - altezza 2100 mm - larghezza 900 mm - angolo di apertura 0°-90°. Per dimensioni superiori a quelle indicate ed applicazioni con accessori aggiuntivi, chiedere fattibilità a Krone Koblentz.
② Testada en puertas: espesor min. 35 mm - altura 2100 mm - ancho 900 mm - ángulo de apertura 0°-90°. Para dimensiones superiores a las indicadas y aplicaciones conjuntas con accesorios, pedir factibilidad a Krone Koblentz.
③ Testé sur porte: Epaisseur min. 35 mm - Hauteur 2100 mm - Largeur 900 mm - Angle d'ouverture 0°-90°. Pour des dimensions supérieures à celles indiquées et à des applications avec accessoires complémentaires, demander la faisabilité à Krone Koblentz.
④ Geprüft auf Türen mit: min. Dicke 35 mm - Höhe 2100 mm - Breite 900 mm - Öffnungswinkel 0°-90°. Für größere Abmessungen als den angegebenen sowie Anwendungen mit zusätzlichem Zubehör, bitte Machbarkeit bei Krone Koblentz anfragen.
⑤ Tested on doors: thickness min. 35 mm - height 2100 mm - width 900 mm - opening angle 0°-90°. For the larger dimension than those indicated and additional accessories application, please ask Krone Koblentz for feasibility.
⑥ Deur getest op: min. Dikte 35 mm - Hoogte 2100 mm - Breedte 900 mm - Openingshoek 0°-90°. Voor langere lengten dan aangegeven en de extra accessoires die te gebruiken zijn, kunt u bij Krone Koblentz naar de mogelijkheden vragen.

KUBI7 K7080

Patented

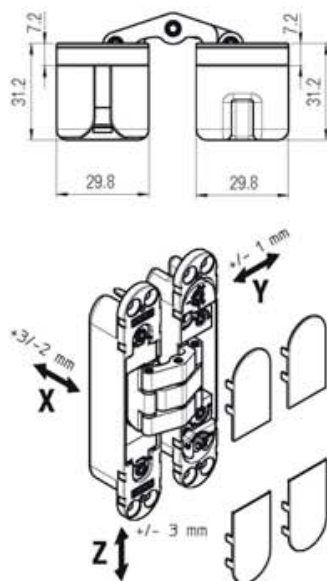
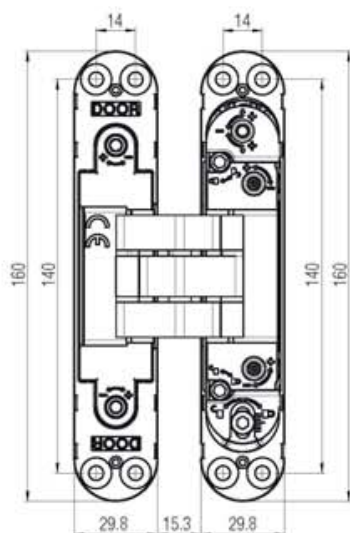
Cerniera a 7 fulcri regolabile su 3 assi - *Bisagra 7 pivotes regulable en 3 ejes*

Charnière 7 pivots réglable en 3 dimensions - *3-dimensional verstellbares Türband 7 Drehpunkte*

3 axis adjustable hinge 7 fulcrums - *Scharnier 7 draagarmen regelbaar op de 3 assen*



Realizzazione Version ZAMA	Finitura Finishing 	 min. 38 mm	Regolazioni Adjustments
 80 kg (2: cerniere - hinges) 100 kg (3: cerniere - hinges)	 180°	 Viti per fissaggio Fixing screws	
 30 min.			



	K 7080 BI DXSX
	K 7080 NO DXSX
	K 7080 CL DXSX
	K 7080 CS DXSX
	K 7080 NS DXSX
	K 7080 OR DXSX
	K 7080 BR
	K 7080 IBU

	K 708 COVER BI
	K 708 COVER NR
	K 708 COVER CL
	K 708 COVER CS
	K 708 COVER NS
	K 708 COVER OR

	K 708 COVER OR CV
	K 708 COVER CS CV
	K 708 COVER NS CV

① Ricambi	Ⓔ Repuestos
Ⓕ Echanges	Ⓖ Ersatzteile
Ⓖ Spare parts	Ⓝ Reserveonderdelen

① Accessori	Ⓔ Accesorios
Ⓕ Accessoires	Ⓖ Zubehöre
Ⓖ Accessories	Ⓝ Accessoires

- 53

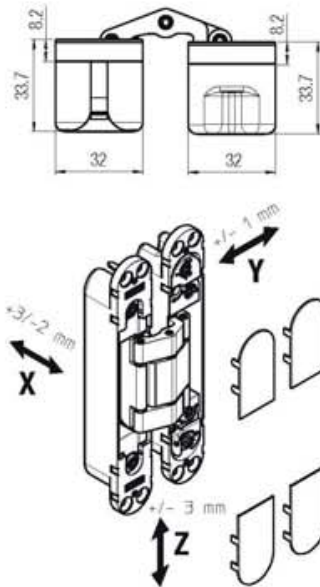
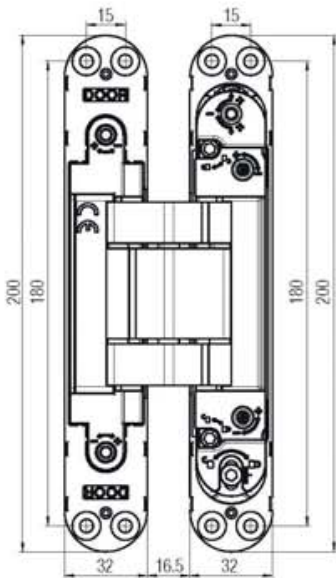
KUBI7 K7120

Patented

Cerniera a 7 fulcri regolabile su 3 assi - *Bisagra 7 pivotes regulable en 3 ejes*
 Charnière 7 pivots réglable en 3 dimensions - *3-dimensional verstellbares Türband 7 Drehpunkte*
 3 axis adjustable hinge 7 fulcrums - *Scharnier 7 draagarmen regelbaar op de 3 assen*



Realizzazione Version ZAMA	Finitura Finishing 	 min. 40 mm	Regolazioni Adjustments
 120 kg (2: cerniere - hinges) 140 kg (3: cerniere - hinges)	 180°	 Viti per fissaggio Fixing screws	
 Product Quality Multi-axis, concealed hinges EAD G20001-01-0405 ZERTIFIZIERT CERTIFIED Reg.-N°: 0000283		 UL LISTED DOOR HINGE R27182	 ULC LISTED HINGES R27182
		 30 min.	



- K 7120 CS DXSX
- K 7120 NS DXSX
- K 7120 NO DXSX

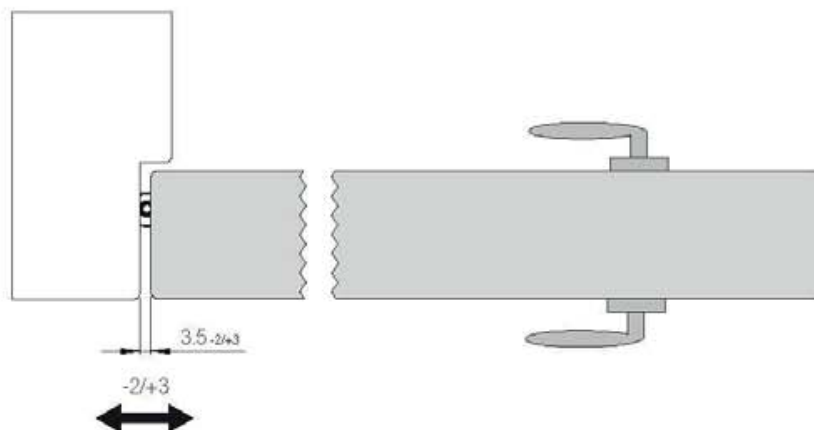

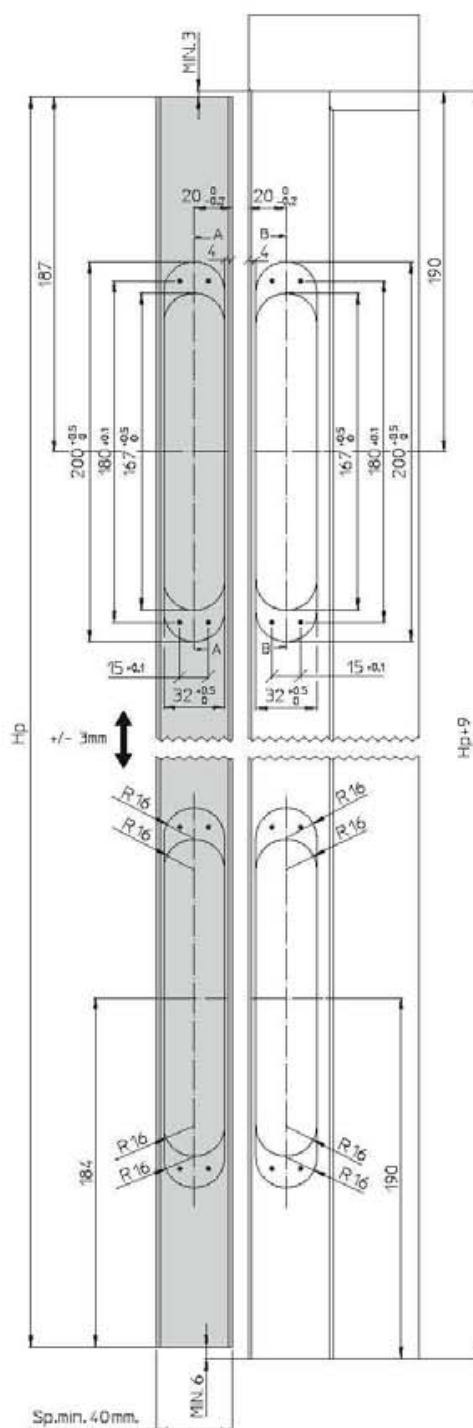

- K 712 COVER BI
- K 712 COVER NR
- K 712 COVER CS
- K 712 COVER NS

- K 712 COVER CS CV
- K 712 COVER NS CV

- Ricambi
- Repuestos
- Echanges
- Ersatzteile
- Spare parts
- Reserveonderdelen

- Accessori
- Accesorios
- Accessoires
- Zubehöre
- Accessories
- Accessoires

-
- Technical drawing of a U-channel with dimensions 200 and 80. A detail of a corner joint is shown to the right.



55

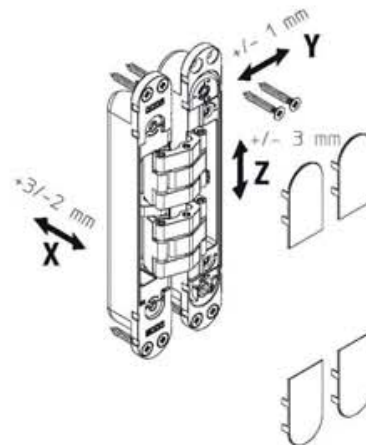
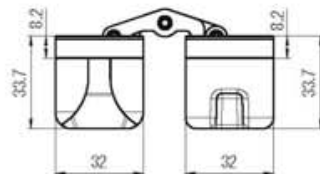
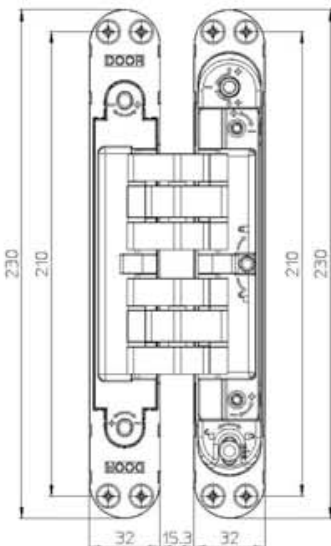
KUBI7 K7200

Patented

Cerniera a 7 fulcri regolabile su 3 assi - *Bisagra 7 pivotes regulable en 3 ejes*
 Charnière 7 pivots réglable en 3 dimensions - *3-dimensional verstellbares Türband 7 Drehpunkte*
 3 axis adjustable hinge 7 fulcrums - *Scharnier 7 draagarmen regelbaar op de 3 assen*



Realizzazione Version ZAMA	Finitura Finishing 	 min. 40 mm	Regolazioni Adjustments
 200 kg (2: cerniere - hinges)	 180°	 Viti per fissaggio Fixing screws	
 DOOR HINGE R27182	 HINGES R27182		



- K 7200 CS DXSX
- K 7200 NS DXSX

- K 712 COVER BI
- K 712 COVER NR
- K 712 COVER CS
- K 712 COVER NS

- | | |
|---------------|---------------------|
| ① Ricambi | Ⓚ Repuestos |
| Ⓟ Echanges | Ⓛ Ersatzteile |
| Ⓢ Spare parts | Ⓜ Reserveonderdelen |

- ① Accessori ② Accesorios ③ Accessoires
④ Zubehöre ⑤ Accessoires ⑥ Accessoires

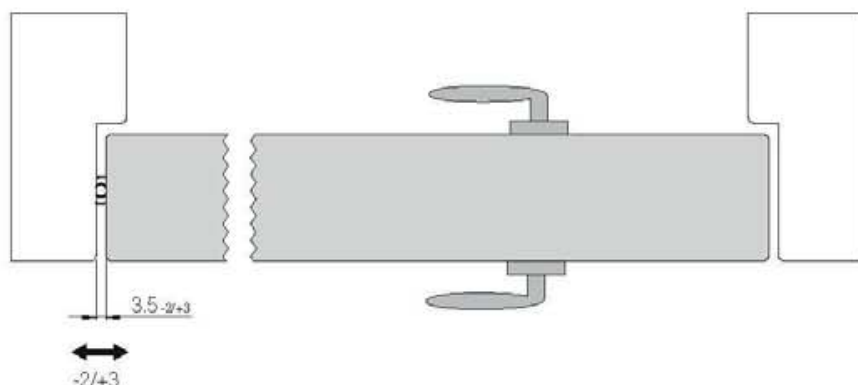
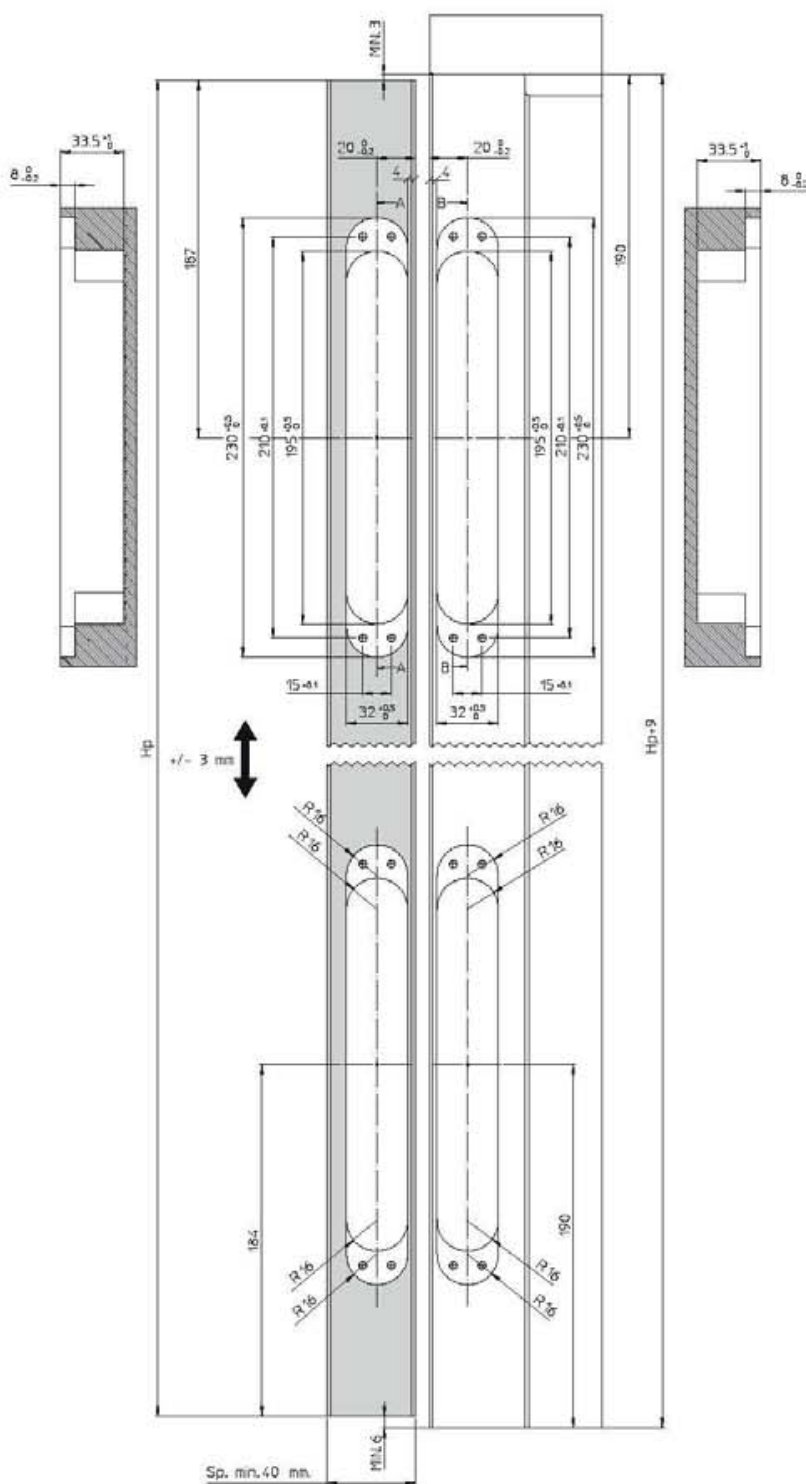
K 720 TASCA

- ① Tasca
② Caja de fijación
③ Boîtier de fixation
④ Bandaufnahmetasche
⑤ Hinge receiver
⑥ Bevestigingskast



K 720 STAFFA

- ① Staffa per fissaggio
② Pletina para fijación
③ Plaque de fixation
④ Befestigungsplatte
⑤ Fixing plate
⑥ Bevestigingsplaat



① Testata su porte: spessore min. 40 mm - altezza 2100 mm - larghezza 900 mm - angolo di apertura 0°-90°. Per dimensioni superiori a quelle indicate ed applicazioni con accessori aggiuntivi, chiedere fattibilità a Krona Koblenz.
② Testada en puertas: espesor min. 40 mm - altura 2100 mm - ancho 900 mm - ángulo de apertura 0°-90°. Para dimensiones superiores a las indicadas y aplicaciones conjuntas con accesorios, pedir factibilidad a Krona Koblenz.
③ Testé sur porte: épaisseur min. 40 mm - hauteur 2100 mm - largeur 900 mm - angle d'ouverture 0°-90°. Pour des dimensions supérieures à celles indiquées et à des applications avec accessoires complémentaires, demander la faisabilité à Krona Koblenz.
④ Getestet auf Türen mit: Dicke 40 mm - Höhe 2100 mm - Breite 900 mm - Öffnungswinkel 0°-90°. Für größere Abmessungen als den angegebenen sowie Anwendungen mit zusätzlichem Zubehör, bitte Machbarkeit bei Krona Koblenz anfragen.
⑤ Tested on doors: thickness min. 40 mm - height 2100 mm - width 900 mm - opening angle 0°-90°. For the larger dimension than those indicated and additional accessories application, please ask Krona Koblenz for feasibility.
⑥ Deur getest op: min. Dikte 40 mm - Hoogte 2100 mm - Breedte 900 mm - Openingshoek 0°-90°. Voor langere lengten dan aangegeven en de extra accessoires die te gebruiken zijn, kunt u bij Krona Koblenz naar de mogelijkheden vragen.

KUBI7 KUBICA TWIST K2000

Patented



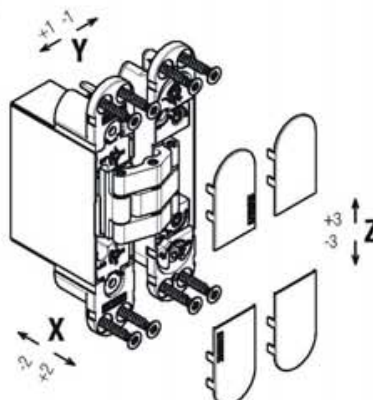
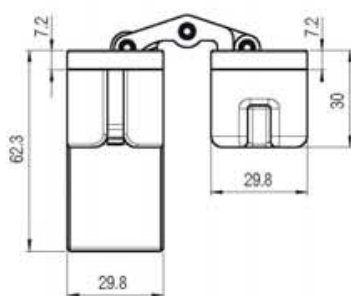
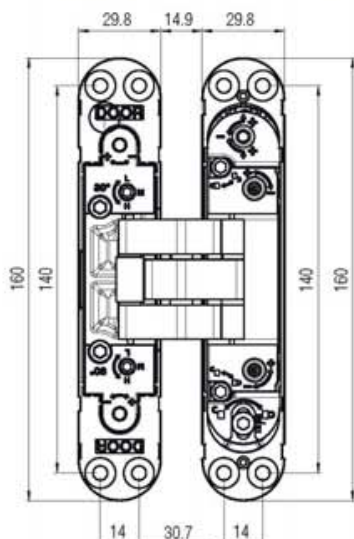
Cerniera con sistema di autochiusura integrato - Bisagra con sistema de autocierre integrado

Charnière avec système d'auto fermeture intégré - 3-dimensionales, verstellbares Türband mit integriertem Selbstschliess-System, 7- Drehpunkte

Hinge with integrated self-closing system - Scharnier met geïntegreerd zelfsluitend systeem



Realizzazione Version ZAMA	Finitura Finishing 	 min. 38 mm	Regolazioni Adjustments
 60 kg (3: cerniere - hinges)	 180°	 Viti per fissaggio Fixing screws	Adjustments Self-closing speed



Ⓘ Ricambi	Ⓔ Repuestos
Ⓕ Echanges	Ⓖ Ersatzteile
Ⓖ Spare parts	Ⓗ Reserveonderdelen

- ① Accessori ⑤ Accesorios ⑨ Accessoires
 ② Zubehöre ⑥ Accesorios ⑩ Accessoires

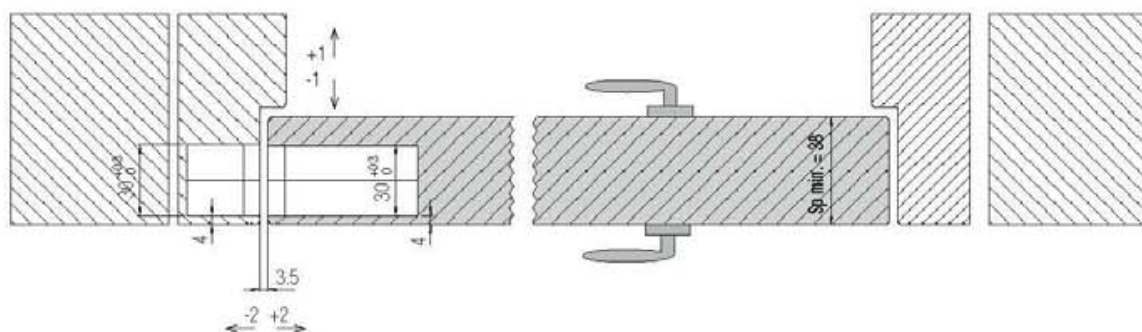
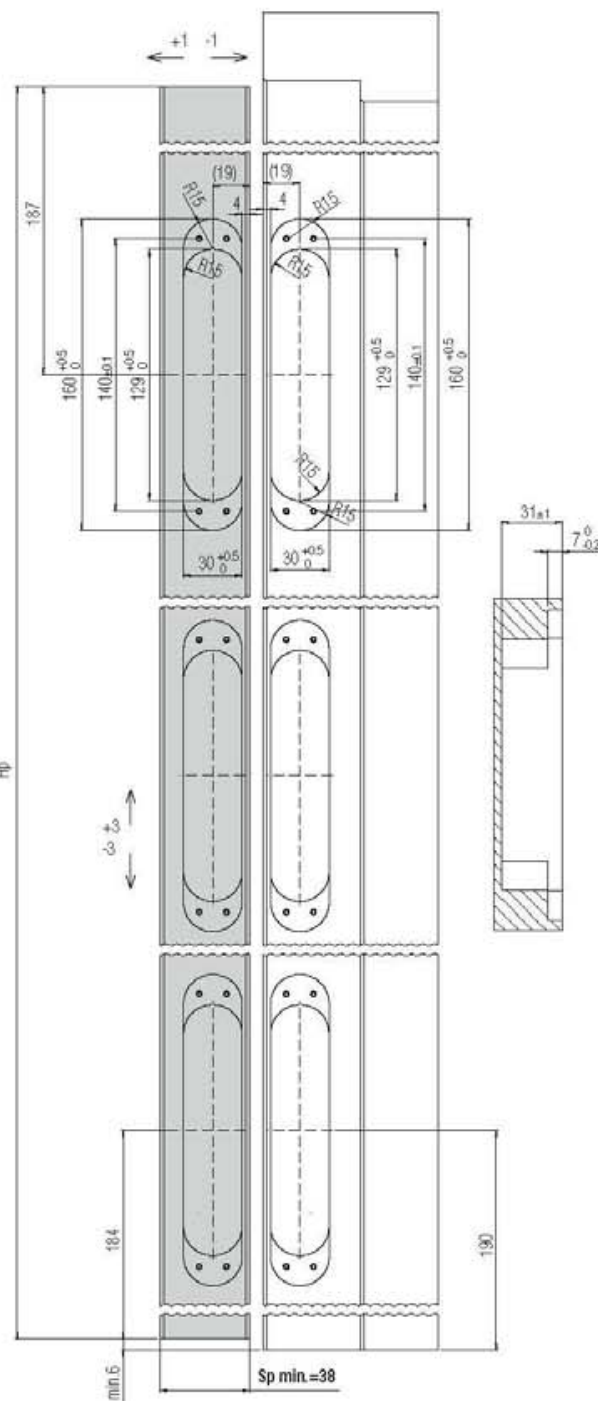
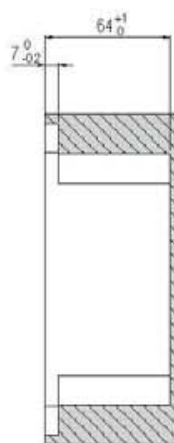
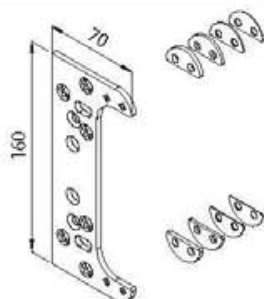
K 708 TASCA

- ① Tasca
 ⑤ Caja de fijación
 ⑨ Boîtier de fixation
 ② Bandaufnahmetasche
 ⑥ Hinge receiver
 ⑩ Bevestigingskast



K 708 STAFFA

- ① Staffa per fissaggio
 ⑤ Pletina para fijación
 ⑨ Plaque de fixation
 ② Befestigungsplatte
 ⑥ Fixing plate
 ⑩ Bevestigingsplaat



① Cerniera consigliata per porte da interno. Testata su porte: spessore min. 40 mm - altezza 2100 mm - larghezza 900 mm - angolo di apertura 0°-90°. Per dimensioni superiori a quelle indicate ed applicazioni con accessori aggluntivi, chiedere fattibilità a Krone Koblenz.
 ⑤ Bisagra recomendada para puertas interiores. Testada en puertas: espesor min. 40 mm - altura 2100 mm - ancho 900 mm - ángulo de apertura 0°-90°. Para dimensiones superiores a las indicadas y aplicaciones conjuntas con accesorios, pedir factibilidad a Krone Koblenz.
 ⑨ Charnière conseillée pour portes d'intérieur. Testé sur porte: Epaisseur min. 40 mm - Hauteur 2100 mm - Largeur 900 mm - Angle d'ouverture 0°-90°. Pour des dimensions supérieures à celles indiquées et à des applications avec accessoires complémentaires, demander la faisabilité à Krone Koblenz.
 ② Türband für Innentüren. Getestet auf Türen mit: min. Dicke 40 mm - Höhe 2100 mm - Breite 900 mm - Öffnungswinkel 0°-90°. Für größere Abmessungen als den angegebenen sowie Anwendungen mit zusätzlichem Zubehör, bitte Machbarkeit bei Krone Koblenz anfragen.
 ⑥ Recommended for interior doors. Tested on doors: thickness min. 40 mm - height 2100 mm - width 900 mm - opening angle 0°-90°. For the larger dimension than those indicated and additional accessories application, please ask Krone Koblenz for feasibility.
 ⑩ Aanbevelen voor binnendeuren. Deur getest op: min. Dikte 40 mm - Hoogte 2100 mm - Breedte 900 mm - Openingshoek 0°-90°. Voor langere lengten dan aangegeven en de extra accessoires die te gebruiken zijn, kunt u bij Krone Koblenz naar de mogelijkheden vragen.

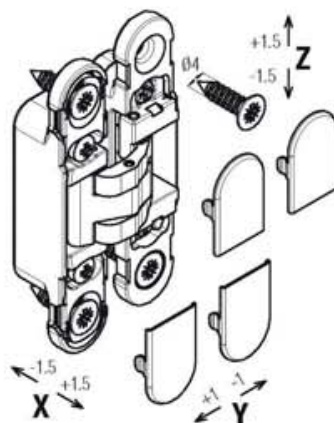
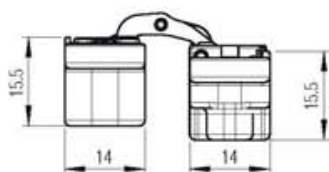
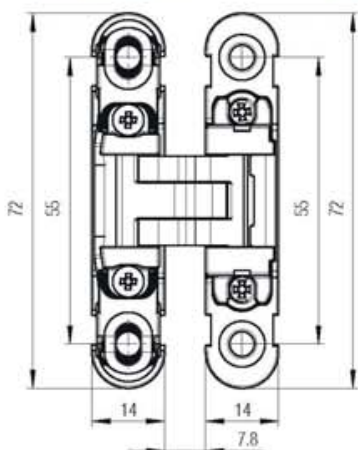
KUBIKINA NEW K6100

Patented

Cerniera per mobili regolabile su 3 assi - *Bisagra para muebles regulable en 3 ejes*
 Charnière de meubles réglable en 3 dimensions - *3-dimensionales, verstellbares Band für Möbel*
 3 axis adjustable hinge for furnitures - *Scharnier voor meubels regelbaar op de 3 assen*



Realizzazione Version ACCIAIO/ZAMA STEEL/ZAMAK	Finitura Finishing 	 min. 18 mm	 max 600 mm
 10,5 kg (2: cerniere - hinges) 14 kg (3: cerniere - hinges) 19 kg (4: cerniere - hinges)	 1 mt (2: cerniere - hinges) 1,5 mt (3: cerniere - hinges) 2 mt (4: cerniere - hinges)	 180°	Regolazioni Adjustments
 Applicazione 1: all'interno del box Application 1: mounting inside the box		 Applicazione 2: all'esterno del box Application 2: mounting outside the box	

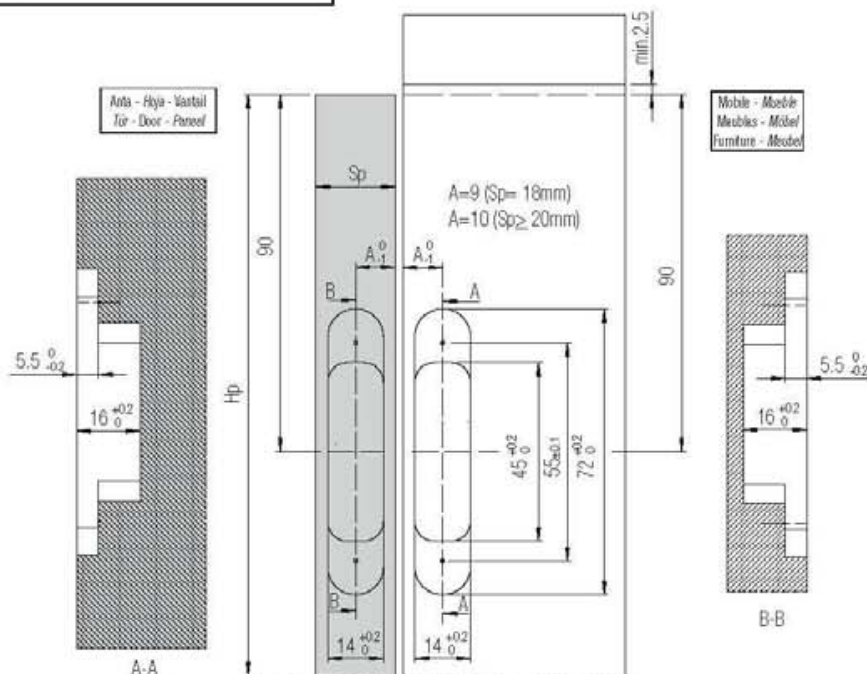


- K 6100 CS HD**
- K 61 COVER CS HD (included)
- K 6100 NO HD**
- K 61 COVER NO HD (included)

- K 61 COVER CS HD**
- K 61 COVER NO HD**

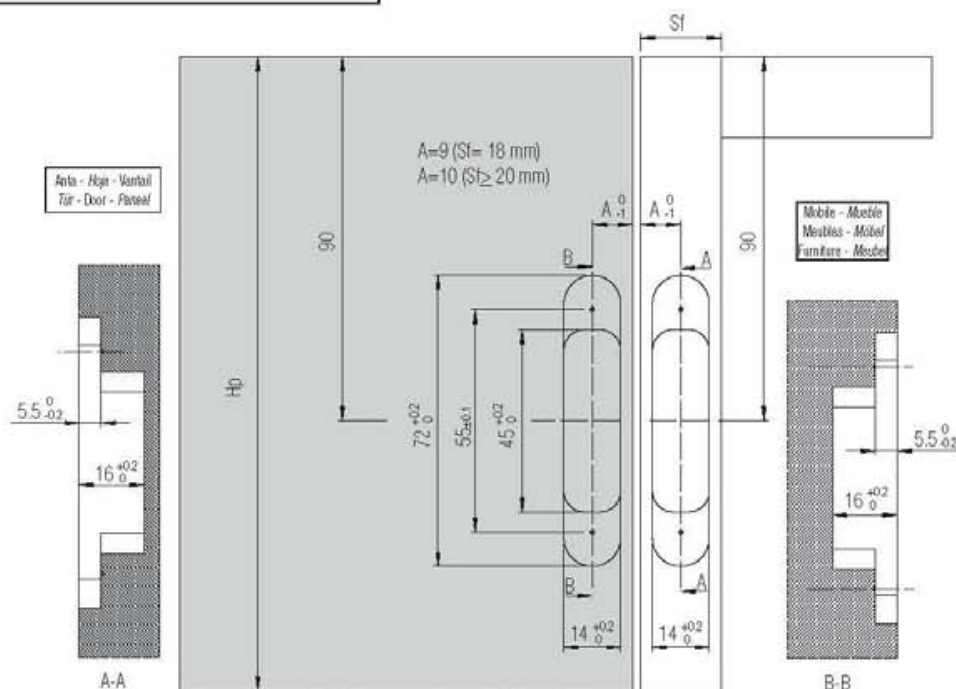
- Accessori
- Accesorios
- Accessoires
- Zubehör
- Accessories
- Accessoires

- ① Applicazione 1: all'interno del box
② Aplicación 1: en el canto de la hoja
③ Application 1: à l'intérieur du box
④ Anwendungsmöglichkeit 1: Einbau innerhalb des Gehäuses
⑤ Application 1: mounting inside the box
⑥ Toepassing 1: montage binnen het vak



- ① Lp= Larghezza pannello anta
Hp= Altezza pannello anta
Sp= Spessore pannello anta
- ② Lp= Ancho panel
Hp= Altura panel
Sp= Espesor panel
- ③ Lp= Largeur vantail
Hp= Hauteur vantail
Sp= Epaisseur vantail
- ④ Lp= Türblattbreite
Hp= Türblatthöhe
Sp= Türblattstärke
- ⑤ Lp= Door width
Hp= Door height
Sp= Door thickness
- ⑥ Lp= Deurbreedte
Hp= Deurhoogte
Sp= Deurdikte

- ① Applicazione 2: all'esterno del box
② Aplicación 2: en el exterior de la hoja
③ Application 2: à l'extérieur du box
④ Anwendungsmöglichkeit 2: Einbau außerhalb des Gehäuses
⑤ Application 2: mounting outside the box
⑥ Toepassing 2: de montage van buiten het vak



- ① Lp= Larghezza pannello anta
Hp= Altezza pannello anta
Sp= Spessore pannello anta
- ② Lp= Ancho panel
Hp= Altura panel
Sp= Espesor panel
- ③ Lp= Largeur vantail
Hp= Hauteur vantail
Sp= Epaisseur vantail
- ④ Lp= Türblattbreite
Hp= Türblatthöhe
Sp= Türblattstärke
- ⑤ Lp= Door width
Hp= Door height
Sp= Door thickness
- ⑥ Lp= Deurbreedte
Hp= Deurhoogte
Sp= Deurdikte

① Testata su porte: spessore min. 18 mm - altezza 2000 mm - larghezza 600 mm - angolo di apertura 0°-90°. Per dimensioni superiori a quelle indicate ed applicazioni con accessori aggiuntivi, chiedere fattibilità a Krona Koblenz.
② Testada en puertas: espesor min. 18 mm - altura 2000 mm - ancho 600 mm - ángulo de apertura 0°-90°. Para dimensiones superiores a las indicadas y aplicaciones conjuntas con accesorios, pedir factibilidad a Krona Koblenz.
③ Testé sur porte: Epaisseur min. 18 mm - Hauteur 2000 mm - Largeur 600 mm - Angle d'ouverture 0°-90°. Pour des dimensions supérieures à celles indiquées et à des applications avec accessoires complémentaires, demander la faisabilité à Krona Koblenz.
④ Getestet auf Türen mit: Dicke 18 mm - Höhe 2000 mm - Breite 600 mm - Öffnungswinkel 0°-90°. Für größere Abmessungen als den angegebenen sowie Anwendungen mit zusätzlichem Zubehör, bitten Machbarkeit bei Krona Koblenz anfragen.
⑤ Tested on doors: thickness min. 18 mm - height 2000 mm - width 600 mm - opening angle 0°-90°. For the larger dimension than those indicated and additional accessories application, please ask Krona Koblenz for feasibility.
⑥ Deur getest op min. Dikte 18 mm - Hoogte 2000 mm - Breedte 600 mm - Openingshoek 0°-90°. Voor lagere lengten dan aangegeven en de extra accessoires die te gebruiken zijn, kunt u bij Krona Koblenz naar de mogelijkheden vragen.