



**CARATTERISTICHE**

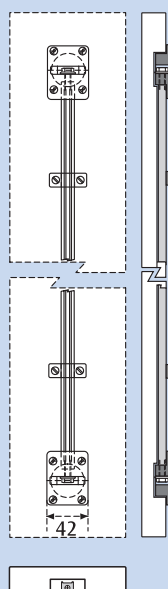
**ISTRUZIONI PER IL MONTAGGIO**

**Campo d'applicazione: ante per armadi**

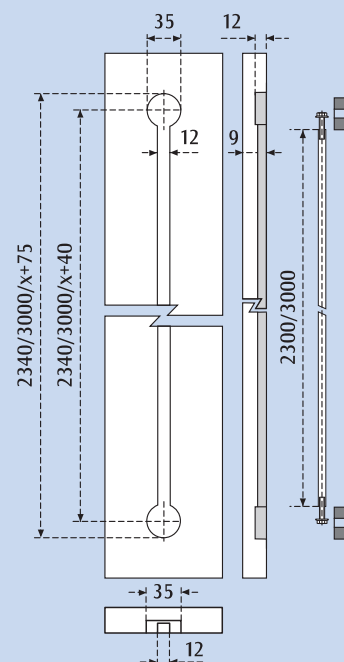
E' composto da una barra in alluminio forata per tutta la lunghezza che, in base all'altezza dell'anta, può essere tagliata (in qualunque punto) nella giusta misura e poi filettata con le viti trilobate autofilettanti in dotazione.

Avvitando o svitando la vite si regola la tensione (interna o esterna) della barra.

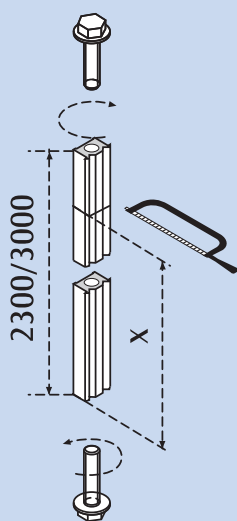
**A**



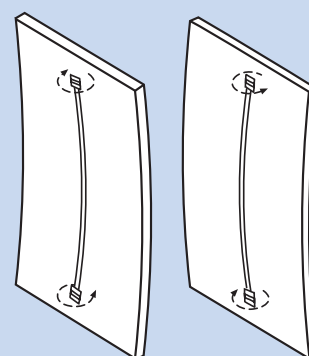
**B**




**C**



**D**





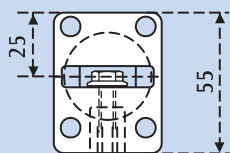

Profilo in alluminio ossidato

ARGENTO

CODICE 1002501A

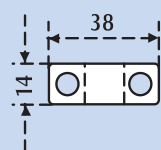
ORO

CODICE 1002501AU



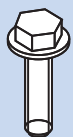
Supporto vite nylon alta resistenza

CODICE 1002500



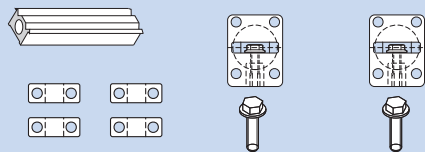
Piastrino tenuta nylon alta resistenza

CODICE 1002504



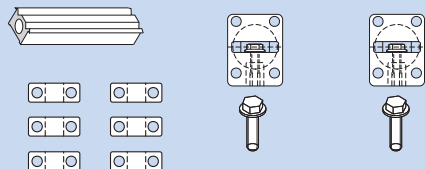
Vite trilobata autofilettante

CODICE 1002502



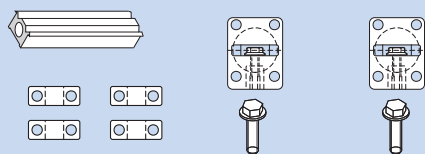
Guarnitura completa di accessori con profilo argento cm 230

CODICE 10025230A



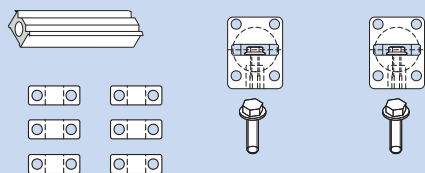
Guarnitura completa di accessori con profilo argento cm 300

CODICE 10025300A



Guarnitura completa di accessori con profilo oro cm 230

CODICE 10025230AU



Guarnitura completa di accessori con profilo oro cm 300

CODICE 10025300AU